

Firestop Submittal Package

Project:

Date:

Submitted by:

*This submittal is auto-generated based on user-selected inputs.
Therefore, Hilti makes no representation as to the suitability of these systems for their intended use.*

Hilti. Outperform. Outlast.



Hilti Firestop
Saving lives
through innovation
and education

Table of Contents

UL Listings

C-AJ-3386.....	1
F-A-1207.....	4

CFP-ES ENDO-SHIELD

Product data Sheet for CFP-ES ENDO-SHIELD.....	5
UL Certificate of Compliance for CFP-ES ENDO-SHIELD.....	6
Safety Data Sheet (SDS) for CFP-ES ENDO-SHIELD.....	8

CID Stand-off extensions

Product Data sheet for CP 680-P and CP 680-M Cast-in Firestop Device Standoff Components.....	15
---	----

CP 606 Firestop acrylic sealant

Product Data Sheet for CP 606 Flexible Firestop Sealant.....	16
UL Certificate of Compliance for CP 606 Flexible Firestop Sealant.....	17
Safety Data Sheet (SDS) for CP 606 Flexible Firestop Sealant.....	18
LEED Information for CP 606 Flexible Firestop Sealant.....	25

CP 653 BA Firestop speed sleeve

Product Data Sheet for CP 653 BA Speed Sleeve.....	26
UL Certificate of Compliance for CP 653 Speed Sleeve.....	27
Material Information Statement for Firestop Products.....	28
LEED information for CP 653 Speed Sleeve.....	29

CP 680-P/M Extension tubes

Product Data Sheet for CP 680-P and CP 680-M Cast-in Firestop Device Adapters.....	30
--	----

CP 680 Metal deck adaptor (cast-in device)

Product Data Sheet for CP 680-P and CP 680-M Cast-in Firestop Device Adapters.....	30
LEED V4 Certificate – CDPH Emission Test for CP 680-P 2”.....	31

CP 680-P/M Cast-in firestop sleeve

Product Data Sheet for CP 680-P and CP 680-M Cast-in Firestop Device.....	32
UL Certificate of Compliance for CP 680-P, CP 680-M, CP 680-PX Cast-in Firestop Devices and CP 681 Tub Box Kit.....	33
Material Information Statement for Firestop Products.....	34
LEED Information for CP 680-P and CP 680-M.....	35

FS-ONE MAX Firestop intumescent sealant

Product Data Sheet for FS-ONE MAX Intumescent Firestop Sealant.....	36
UL Certificate of Compliance for FS-ONE MAX Intumescent Firestop Sealant.....	37
Safety Data Sheet (SDS) for FS-ONE MAX Intumescent Firestop Sealant.....	38
LEED Information for FS-ONE MAX Intumescent Firestop Sealant.....	44

Mineral wool

Product Data Sheet for Mineral Wool.....45
UL Certificate of Compliance for Mineral Wool47
Material Information Statement for Firestop Products50
LEED Information for Mineral Wool.....51

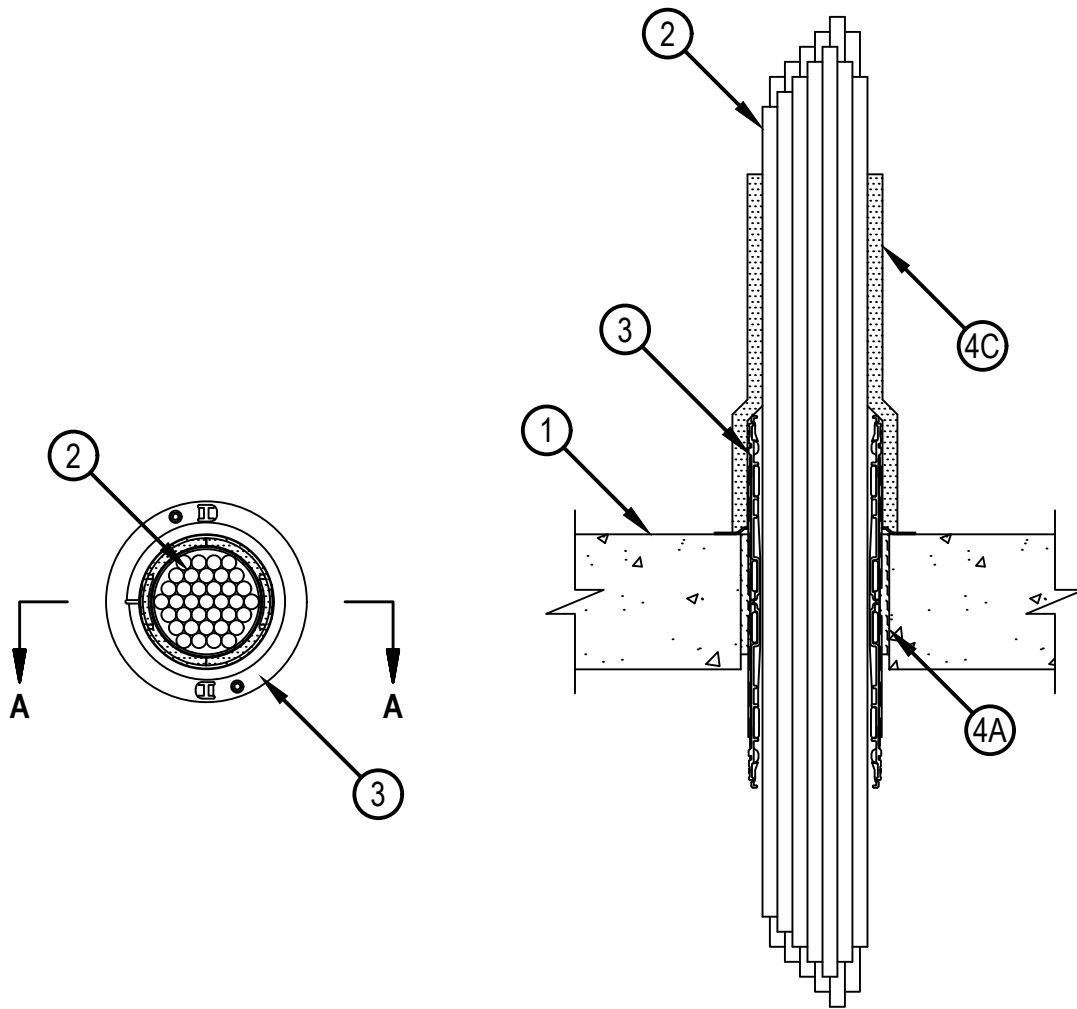


Classified by
Underwriters Laboratories, Inc.
to UL 1479 and CAN/ULC-S115

System No. C-AJ-3386

CAJ 3386

ANSI/UL1479 (ASTM E814)	CAN/ULC S115
F Rating — 2 Hr	F Rating — 2 Hr
T Rating — 2 Hr	FT Rating — 2 Hr
L Rating At Ambient — Less Than 1 CFM (See Item 2)	FH Rating — 2 Hr
L Rating At 400°F — Less Than 1 CFM (See Item 2)	FTH Rating — 2 Hr
	L Rating At Ambient — Less Than 1 L/s (See Item 2)
	L Rating At 204°C — Less Than 1 L/s (See Item 2)



SECTION A-A



Reproduced by HILTI, Inc. Courtesy of
Underwriters Laboratories, Inc.
November 15, 2021

System No. C-AJ-3386

CAJ 3386

1. Floor or Wall Assembly —Reinforced lightweight or normal weight (100-150 pcf or 1600-2400 kg/m³) concrete. Min 4-1/2 in. (114 mm) thick floors and min 5 in. (127mm) thick walls. Wall may also be constructed of any UL Classified Concrete Blocks*. Floor may also be constructed of any min 6 in. thick UL Classified hollow-core Precast Concrete Units*. Opening in floor or wall to be max 3 in. (76 mm) diam for 2 in. (51 mm) device and max 5 in. (127 mm) diam for 4 in. (102 mm) device.

See Concrete Blocks (CAZT) and Precast Concrete Units (CFTV) categories in the Fire Resistance Directory for names of manufacturers.

2. Cables —Within the loading area for each firestop device, the cables may represent a 0 to 100 percent visual fill. Cables to be tightly bundled within the device and rigidly supported on both sides of floor or wall assembly. Any combination of the following types of cables may be used:

A. Max 100 pair No. 24 AWG (or smaller) copper conductor telecommunication cable with polyvinyl chloride (PVC) jacketing and insulation.

B. Max 7/C No. 12 AWG copper conductor control cable with PVC or XLPE jacket and insulation.

C. Max 4/0 AWG Type RHH ground cable.

D. Max 4 pr No. 22 and 23 AWG Cat 6 and Cat 7 computer cables.

E. Max RG 6/U coaxial cable with fluorinated ethylene insulation and jacketing.

F. Max 48 fiber, fiber optic cable with polyvinyl chloride (PVC) or polyethylene (PE) jacket and insulation having a max diam of 5/8 in. (16 mm).

G. Max 20/C No. 22 AWG shielded printer cable with PVC jacket.

H. Through-Penetrating Product* —Two copper conductors No. 18 AWG (or smaller) Power or Non Power Limited Fire Alarm Cable with or without a jacket under a metal armor.

AFC CABLE SYSTEMS INC

I. Max. 1/4 in. (6 mm) diameter S-Video Cable consisting of 2 max 24 AWG 75 ohm coax or twisted pair cable with PE insulation and PVC jacket.

See Table below for L Ratings.

Max Cable Fill	Cable Type	L Rating, CFM/Sq Ft (L/s/m ²)		L Rating, CFM (L/s)	
		Ambient	400°F or 204°C	Ambient	400°F or 204°C
0%	-	1 (5.1)	2 (10.1)	Less than 1	Less than 1
100%	Any cables (Item 2) in any combination	7 (35.4)	7 (35.4)	Less than 1	Less than 1



Hilti Firestop Systems

Reproduced by HILTI, Inc. Courtesy of
Underwriters Laboratories, Inc.
November 15, 2021

3. Firestop Device* —Firestop device consists of a corrugated steel tube with an inner plastic housing, intumescent material rings, tightly twisted inner fabric smoke seal, flanges and gasket material (not shown). Firestop device to be installed in accordance with the accompanying installation instructions. Device slid into floor or wall such that ends project an equal distance from the approximate centerline of the assembly. As an option, in floors, steel sleeve of device may be installed flush with bottom of floor. The annular space between the device and the periphery of the opening shall be min 0 in. (point contact) to max 1/2 in. (13 mm). Device provided with flange(s) that are spun clockwise onto device threads, over gasket material butting tightly to top side of floor or both sides of floor or wall. In floors, when one device flange is used, device flange to be secured to floor with min two 1-1/4 in. (32 mm) long masonry screws or anchors. As an alternate to gasketing material, sealant (Item 4B) may be used.

HILTI CONSTRUCTION CHEMICALS, DIV OF HILTI INC — CP 653 and CP 653 BA 2" Speed Sleeve, CP 653 and CP 653 BA 4" Speed Sleeve, CP 653 4" BA ILS and CFS-SL GA L ILS Speed Sleeve

4. Firestop System —The firestop system shall consist of the following:

A. Packing Material —Min 4 in. (102 mm) thickness of min 4 pcf (64 kg/m³) mineral wool batt insulation firmly packed into annular space between firestop device and opening as a permanent form. Packing material to be installed flush with bottom of floor and recessed from top surface of floor or from both surfaces of wall to accommodate the required thickness of fill material.

B. Fill, Void or Cavity Material* — Sealant (Not Shown) —As an alternate to gasketing material (see Item 3), min 1/2 in. (13 mm) thickness of fill material applied within the annulus, flush with top surface of floor or with both surfaces of wall. For L Ratings when sealant is used, an additional 1/4 in. (6 mm) bead of fill material shall be applied at the device/floor or device/wall interface on top side of floor or both sides of wall assembly prior to installing flange(s).

HILTI CONSTRUCTION CHEMICALS, DIV OF HILTI INC — CP 606 Sealant or FS-ONE MAX Intumescent Sealant.

C. Pipe Covering Material* — Nom 0.5 in. (12.7 mm) flexible sheet material faced on two sides. One layer of pipe covering shall be continuously wrapped around the device sleeve and penetrant, extending min 12 in. (305 mm) above the floor, with a min 2 in. (51 mm) overlap at the seam. All seams to be sealed with FSK or foil tape. In walls, pipe covering to be installed on both sides of wall.

HILTI CONSTRUCTION CHEMICALS, DIV OF HILTI INC — CFP-ES Endo-Shield

* Indicates such products shall bear the UL or cUL Certification Mark for jurisdictions employing the UL or cUL Certification (such as Canada), respectively.



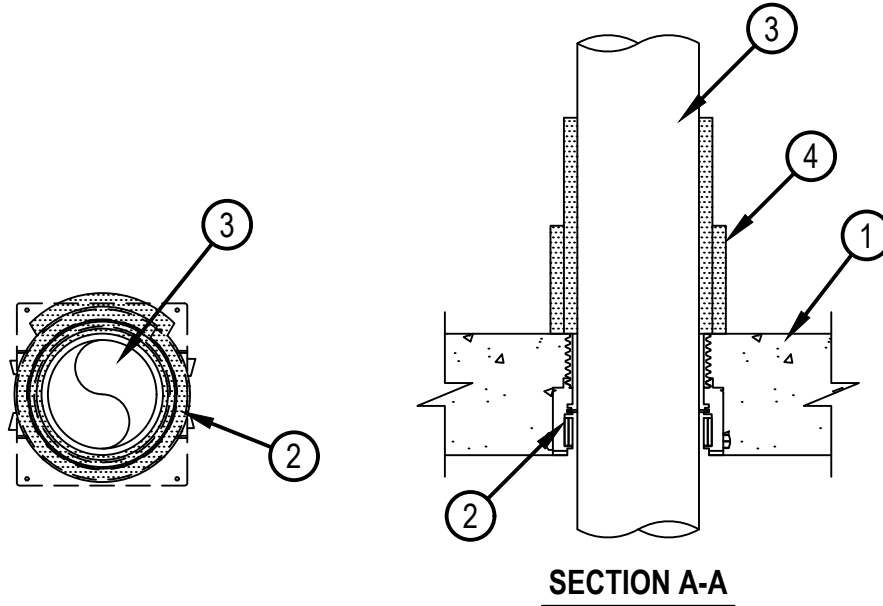


Classified by
Underwriters Laboratories, Inc.
to UL 1479 and CAN/ULC-S115

System No. F-A-1207

FA 1207

ANSI/UL1479 (ASTM E814)	CAN/ULC S115
F Rating — 2 Hr	F Rating — 2 Hr
T Ratings — 1 and 2 Hr (See Item 4)	FT Ratings — 1 and 2 Hr (See Item 4)
L Rating At Ambient — 1 CFM/sq ft	FH Rating — 2 Hr
L Rating At 400°F — Less Than 1 CFM/sq ft	FTH Ratings — 1 and 2 Hr (See Item 4)
	L Rating At Ambient — 5.1 L/s/m ²
	L Rating At 204°C — Less Than 5.1 L/s/m ²



1. Floor Assembly — Min 4-1/2 in. (114 mm) thick reinforced lightweight or normal weight (100-150 pcf or 1600-2400 kg/m³) concrete. As an alternate, any min 2 hr fire rated D700, D800 or D900 Series Floor-Ceiling Design in the UL Fire Resistance Directory having a min 4-1/2 in. (114 mm) thickness of lightweight or normal weight (100-150 pcf or 1600-2400 kg/m³) concrete topping over the steel deck may be used.
2. Firestop Device* — Cast in place firestop device permanently embedded during concrete placement or grouted in concrete floor assembly in accordance with accompanying installation instructions. Device sized to nom diam of penetrant. Device is to be trimmed flush with the top surface of the floor.
HILTI CONSTRUCTION CHEMICALS, DIV OF HILTI INC — CP 680-M 2", CP 680-M 3", CP 680-M 4", CP 680-P 2", CP 680-P 3", CP 680-P 4", CP 680-PX 2", CP 680-PX 3" Cast-In Firestop Devices.
3. Through-Penetrant — One metallic pipe installed concentrically or eccentrically within opening. Penetrant to be rigidly supported on both sides of floor assembly. The following types and sizes of penetrants may be used:
 - A. Steel Pipe — Nom 4 in. (102 mm) diam (or smaller) Schedule 10 (or heavier) steel pipe.
 - B. Iron Pipe — Nom 4 in. (102 mm) diam (or smaller) cast or ductile iron pipe.
 - C. Conduit — Nom 4 in. (102 mm) diam (or smaller) rigid steel conduit or nom 4 in. (102 mm) diam (or smaller) steel electrical metallic tubing.
4. Pipe Covering Material* — Nom 0.5 in. (12.7 mm) flexible sheet material. One layer of pipe covering shall be continuously wrapped around the penetrant, extending min 12 in. (305 mm) above the floor. For a 2 hr T, FT and FTH Rating, an additional layer of pipe covering shall be tightly wrapped around the first layer and extend min 6 in. (152 mm) above floor. All seams to overlap min 2 in. (51 mm) and to be sealed with FSK or foil tape.
HILTI CONSTRUCTION CHEMICALS, DIV OF HILTI INC — CFP-ES Endo-Shield

* Indicates such products shall bear the UL or cUL Certification Mark for jurisdictions employing the UL or cUL Certification (such as Canada), respectively.



Reproduced by HILTI, Inc. Courtesy of
Underwriters Laboratories, Inc.
November 15, 2021

CFP-ES ENDO-SHIELD

Product description

- Hilti Endo-Shield is a high-temperature endothermic mat for passive fire protection of critical cable circuits, fuel lines, communication systems and many other MEP systems. It is the industry's first LBP (Low Bio Persistent) endothermic mat for passive fire protection. LBP materials allow fibers to more easily clear from the lungs compared to ceramic fibers, resulting in a safer non-carcinogenic product for the installer.

Applications for use

- Fire protection of critical infrastructure, circuits and Distributed Antenna Systems which should remain operational under fire conditions
- Fire protection of cables within conduits
- Help protect fuel oil piping from fire — such as for backup generators
- Providing a T-rating for conduit, EMT or pipe penetrations — such as through floors in electrical, data or mechanical rooms
- Fire protection of large membrane penetrations — such as recessed electrical boxes/panels in rated barriers, fire extinguisher cabinets or medical gas box outlet

Advantages

- Faster, easier fire protection — high flexibility and low weight makes Hilti endothermic mat a more efficient solution, especially for small diameter pipes
- Safer jobsites — CFP-ES Hilti Endo-Shield is made using non-carcinogenic LBP fibers, helping to remove a common safety hazard for installers
- Helps to lower total installed cost — this simpler method can translate to help reduce significant labor and time savings on-site compared to traditional fire protection solutions
- Extensive third-party performance verification — tested to ASTM E1725 for circuit integrity, UL1489 for fuel pipe protection and tested in accordance to UL1479 (ASTM E814) for membrane and through penetrations

Installation instructions

- See Hilti Literature or third-party listings for complete application and installation details



Technical Data


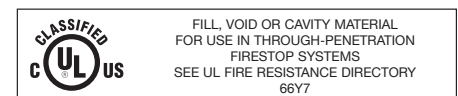
Application temperature range	-4 °F to 176 °F (-20°C to 80°C)
Color	Silver
Density	32.6 lb/ft³
Dimension	(L x W) 20 ft. x 2 ft.
Shelf life	Unlimited
Storage and transportation temperature range	-4 °F to 176 °F (-20°C to 80°C)
Thickness	0.5 in.
Weight	54.4 lbs
Tested in accordance with	<ul style="list-style-type: none"> • UL 1489 protection of fuel & oil piping system • ASTM E1725 — circuit protection standard • UL 1479 (ASTM E814) for membrane and through penetrations

Order Information

Designation	Qty per package	Item number
Hilti Endo-Shield CFP-ES	1 roll	2331829

Specified Divisions

Section 07 80 00	Fire and Smoke Protection
Section 07 84 00	Firestopping
Section 26 01 00	Operation & Maintenance of Electrical Systems
Section 27 20 00	Data Communications



CERTIFICATE OF COMPLIANCE

Certificate Number R13240
Report Reference R13240-20210714
Date 2021-July-23

Issued to: HILTI CONSTRUCTION CHEMICALS, DIV OF HILTI INC
7250 Dallas Pky, Legacy Tower Suite 1000
Plano TX, 75024 US

This is to certify that representative samples of FILL, VOID OR CAVITY MATERIALS
See Addendum Page for Product Designation(s).

Have been investigated by UL in accordance with the Standard(s) indicated on this Certificate.

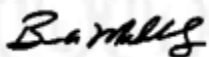
Standard(s) for Safety: ANSI/UL 1479, Fire Tests of Penetration Firestops
CAN/ULC S115, Standard Method of Fire Tests of Firestop Systems

Additional Information: See the UL Online Certifications Directory at <https://iq.ulprospector.com> for additional information

This Certificate of Compliance does not provide authorization to apply the UL Mark. Only the UL Follow-Up Services Procedure provides authorization to apply the UL Mark.

Only those products bearing the UL Mark should be considered as being UL Certified and covered under UL's Follow-Up Services.

Look for the UL Certification Mark on the product.



Bruce Mahrenholz, Director North American Certification Program

UL LLC

Any information and documentation involving UL Mark services are provided on behalf of UL LLC (UL) or any authorized licensee of UL. For questions, please contact a local UL Customer Service Representative at <http://ul.com/aboutul/locations/>

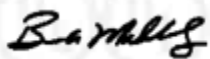


CERTIFICATE OF COMPLIANCE

Certificate Number R13240
Report Reference R13240-20210714
Date 2021-July-23

This is to certify that representative samples of the product as specified on this certificate were tested according to the current UL requirements

CFP-ES Endo-Shield for use in specific Through Penetration Firestop Systems published in the Fire Resistance Directory.



Bruce Mahrenholz, Director North American Certification Program

UL LLC

Any information and documentation involving UL Mark services are provided on behalf of UL LLC (UL) or any authorized licensee of UL. For questions, please contact a local UL Customer Service Representative at <http://ul.com/aboutul/locations/>



CFP-ES Endo-Shield

Safety Data Sheet

A safety data sheet is not required for this product. This Product Safety Information Sheet has been created on a voluntary basis

Issue date: 07/21/2021

Version: 1.0

SECTION 1: Identification

1.1. Product identifier

Product form	Article
Product name	CFP-ES Endo-Shield
Product code	BU Fire Protection_Safety Information



1.2. Recommended use and restrictions on use

1.3. Supplier

Supplier Hilti (Canada) Corp. 2360 Meadowpine Boulevard L5N 6S2 Mississauga, Ontario - Canada T +1905 8139200 1-800-363-4458 toll free - F +1 905 813 9009	Department issuing data specification sheet Hilti AG Feldkircherstraße 100 9494 Schaan - Liechtenstein T +423 234 2111 chemicals.hse@hilti.com
--	---

1.4. Emergency telephone number

Emergency number	Chem-Trec Tel.: 1 800 424 9300 (USA, PR, Virgin Islands, Canada) Tel.: 703 527 3887 (Other countries)
------------------	---

SECTION 2: Hazard identification

2.1. Classification of the substance or mixture

Classification (GHS CA)

Not classified

2.2. GHS Label elements, including precautionary statements

GHS CA labelling

No labelling applicable

2.3. Other hazards

Other hazards which do not result in classification	A Safety Data Sheet is not required due to the classification of these products as "articles" according to Regulation (EC) No. 1907/2006 of 18 December 2006 (EU) / 29CFR 1910.1200 (U.S.A.). Consequently, these products are exempted from CLP / OSHA Labeling and SDS requirements.
---	--

2.4. Unknown acute toxicity (GHS CA)

No data available

CFP-ES Endo-Shield

Safety Data Sheet

A safety data sheet is not required for this product. This Product Safety Information Sheet has been created on a voluntary basis

SECTION 3: Composition/information on ingredients

3.1. Substances

Not applicable

3.2. Mixtures

Name	Chemical name / Synonyms	Product identifier	%	Classification (GHS CA)
Alkaline earth silicate	AES (=alkaline earth silicate fibre) / AES wools (=alkaline earth silicate wools) / alkaline earth silicate wools / mineral wool, earth alkali silicate / synthetic fibers, alk. earth silicate	(CAS-No.) 436083-99-7	95 – 98	Not classified

Full text of hazard classes and H-statements : see section 16

SECTION 4: First-aid measures

4.1. Description of first aid measures

First-aid measures after inhalation	Remove person to fresh air and keep comfortable for breathing. Allow the victim to rest.
First-aid measures after skin contact	Wash skin with plenty of water. If skin irritation occurs: Get medical advice/attention.
First-aid measures after eye contact	Rinse cautiously with water for several minutes. Obtain medical attention if pain, blinking or redness persists.
First-aid measures after ingestion	Rinse mouth out with water. Drink plenty of water.
First-aid measures general	Never give anything by mouth to an unconscious person.

4.2. Most important symptoms and effects (acute and delayed)

Symptoms/effects	Not expected to present a significant hazard under anticipated conditions of normal use.
Symptoms/effects after inhalation	Dust of the product, if present, may cause respiratory irritation after an excessive inhalation exposure.
Symptoms/effects after skin contact	Product dust may cause mechanical irritation to the skin and mucous membranes.
Symptoms/effects after eye contact	Dust from this product may cause eye irritation.
Potential adverse human health effects and symptoms	Based on available data, the classification criteria are not met.

4.3. Immediate medical attention and special treatment, if necessary

No additional information available

SECTION 5: Fire-fighting measures

5.1. Suitable extinguishing media

Suitable extinguishing media	The product itself does not burn. Foam. Dry powder. Carbon dioxide. Water spray. Sand.
------------------------------	--

5.2. Unsuitable extinguishing media

Unsuitable extinguishing media	Do not use a heavy water stream.
--------------------------------	----------------------------------

5.3. Specific hazards arising from the hazardous product

5.4. Special protective equipment and precautions for fire-fighters

Firefighting instructions	Prevent fire fighting water from entering the environment.
Protection during firefighting	Do not enter fire area without proper protective equipment, including respiratory protection.

CFP-ES Endo-Shield

Safety Data Sheet

A safety data sheet is not required for this product. This Product Safety Information Sheet has been created on a voluntary basis

Other information:

Limit use of power tools unless in conjunction with local exhaust ventilation. Use hand tools whenever possible.

SECTION 9: Physical and chemical properties

9.1. Information on basic physical and chemical properties

Physical state	Solid
Appearance	No data available
Colour	white
Odour	odourless
Odour threshold	No data available
pH	No data available
Relative evaporation rate (butylacetate=1)	No data available
Relative evaporation rate (ether=1)	No data available
Melting point	1500 – 1550 °C
Freezing point	No data available
Boiling point	No data available
Flash point	No data available
Auto-ignition temperature	No data available
Decomposition temperature	No data available
Flammability (solid, gas)	No data available
Vapour pressure	No data available
Vapour pressure at 50 °C	No data available
Relative density	2.6
Solubility	Insoluble.
Partition coefficient n-octanol/water (Log Pow)	No data available
Explosive limits	No data available

9.2. Other information

No additional information available

SECTION 10: Stability and reactivity

Reactivity	The product is non-reactive under normal conditions of use, storage and transport.
Chemical stability	Stable under normal conditions.
Possibility of hazardous reactions	None under normal use.
Conditions to avoid	No additional information available
Incompatible materials	No additional information available
Hazardous decomposition products	No hazardous decomposition products known.
Hardening time:	No additional information available

SECTION 11: Toxicological information

11.1. Information on toxicological effects

Acute toxicity (oral)	Not classified
Acute toxicity (dermal)	Not classified
Acute toxicity (inhalation)	Not classified

CFP-ES Endo-Shield

Safety Data Sheet

A safety data sheet is not required for this product. This Product Safety Information Sheet has been created on a voluntary basis

Skin corrosion/irritation	Not classified
Serious eye damage/irritation	Not classified
Respiratory or skin sensitization	Not classified
Germ cell mutagenicity	Not classified
Carcinogenicity	Not classified
Reproductive toxicity	Not classified
STOT-single exposure	Not classified
STOT-repeated exposure	Not classified
Aspiration hazard	Not classified
Potential adverse human health effects and symptoms	Based on available data, the classification criteria are not met.
Symptoms/effects	Not expected to present a significant hazard under anticipated conditions of normal use.
Symptoms/effects after inhalation	Dust of the product, if present, may cause respiratory irritation after an excessive inhalation exposure.
Symptoms/effects after skin contact	Product dust may cause mechanical irritation to the skin and mucous membranes.
Symptoms/effects after eye contact	Dust from this product may cause eye irritation.

SECTION 12: Ecological information

12.1. Toxicity

Hazardous to the aquatic environment, short-term (acute)	Not classified
Hazardous to the aquatic environment, long-term (chronic)	Not classified

12.2. Persistence and degradability

Alkaline earth silicate (436083-99-7)	
Persistence and degradability	Not established.

12.3. Bioaccumulative potential

Alkaline earth silicate (436083-99-7)	
Bioaccumulative potential	Not established.

12.4. Mobility in soil

No additional information available

12.5. Other adverse effects

Ozone	Not classified
-------	----------------

SECTION 13: Disposal considerations

13.1. Disposal methods

Product/Packaging disposal recommendations	Dispose in a safe manner in accordance with local/national regulations.
--	---

CFP-ES Endo-Shield

Safety Data Sheet

A safety data sheet is not required for this product. This Product Safety Information Sheet has been created on a voluntary basis

SECTION 14: Transport information

In accordance with ADR / IMDG / IATA / RID /

ADR	IMDG	IATA	RID
14.1. UN number			
Not applicable	Not applicable	Not applicable	Not applicable
14.2. UN proper shipping name			
Not applicable	Not applicable	Not applicable	Not applicable
14.3. Transport hazard class(es)			
Not applicable	Not applicable	Not applicable	Not applicable
14.4. Packing group			
Not applicable	Not applicable	Not applicable	Not applicable
14.5. Environmental hazards			
Not applicable	Not applicable	Not applicable	Not applicable
No supplementary information available			

14.6. Special precautions for user

Overland transport

Not applicable

Transport by sea

Not applicable

Air transport

Not applicable

Rail transport

Not applicable

14.7. Transport in bulk according to Annex II of Marpol and the IBC Code

Not applicable

SECTION 15: Regulatory information

15.1. National regulations

CFP-ES Endo-Shield

Canada DSL & NDSL Flags

All components of this product are listed, or excluded from listing, on the Canadian Domestic Substances List (DSL) / Non-Domestic Substances List (NDSL)

Alkaline earth silicate (436083-99-7)

Not listed on the Canadian DSL (Domestic Substances List)/NDSL (Non-Domestic Substances List)

15.2. International regulations

Alkaline earth silicate (436083-99-7)

Not listed on the United States TSCA (Toxic Substances Control Act) inventory

SECTION 16: Other information

A safety data sheet is not required for this product. This Product Safety Information Sheet has been created on a voluntary basis



CFP-ES Endo-Shield

Safety Data Sheet

A safety data sheet is not required for this product. This Product Safety Information Sheet has been created on a voluntary basis

Issue date

07-21-2021

SDS_CA_Hilti

This information is based on our current knowledge and is intended to describe the product for the purposes of health, safety and environmental requirements only. It should not therefore be construed as guaranteeing any specific property of the product.

Floor Device Standoff Component (for use with CP 680 P/M)

Product description

- Standoff component provides a pre- or post-poured solution for water containment and riser clamp support of vertical pipe penetrations.
- Fully threaded coupler for use with height extensions and assembly of standoff component to CP 680 P/M.

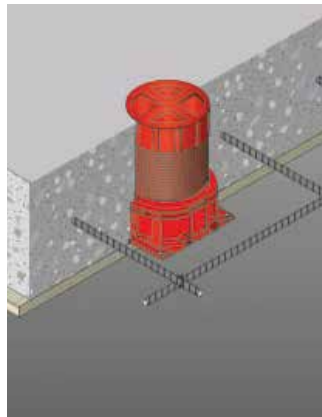
Product features

- Standoff component may be installed before or after the concrete is poured
- Post poured installation allows floor finisher to work without obstacles or risk of damaging pre-installed standoffs
- Designed to meet requirements for a minimum 2" standoff above substrate surface
- The completed application can provide an effective solution for fire protection, water containment and riser clamp support for vertical pipe penetrations*
- Tested load values according to UL 203

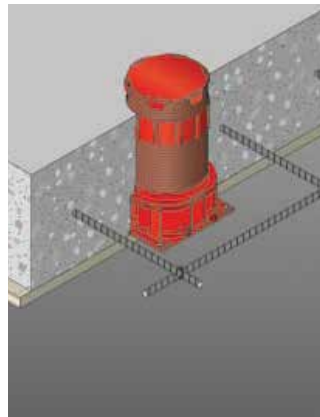
Areas of application

- Vertical pipe penetrations, metallic and non-metallic
- Support of vertical pipe clamps for CP 680 P/M
- Areas subject to flood or needing water containment

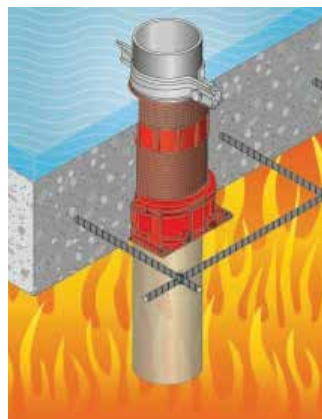
* Riser clamp support for CP 680 P/M only. Standoff component may be used with Hilti Firestop Drop in device CFS-DID for standoff requirements and water containment. Standoff component is not intended for use with CFS-DID as a load bearing element.



Installed CP 680 with coupler and CFS-DID lid.



Installed CP 680 with standoff component and CP 680 lid.



Installed CP 680 with standoff component

Technical Data*	Floor Device Standoff Component
Dimensions (height)	2 inch diameter: 3.15" 3 inch diameter: 3.15" 4 inch diameter: 3.4" 6 inch diameter: 3.4"
Installed height (height above coupler after threading)	2 inch diameter: 2.35" 3 inch diameter: 2.16" 4 inch diameter: 2.32" 6 inch diameter: 2.16"
Minimum Slab Thickness	2 inch diameter: 4.5" slab 3 inch diameter: 5" slab 4 inch diameter: 5.5" slab 6 inch diameter: 5.6" slab
Consistency	Coupler: Polypropylene Standoff: Metal with plastic overlay
Color	Red
Storage temperature	40 °F (5 °C) to 104 °F (40 °C)
Curing time	Non-curing
Tested in accordance with	ASTM G21

Load Values (maximum allowable)* per UL 203		
	Standoff diameter	lb
Metallic and non-metallic pipes	2 inch	750
	3 inch	1050
	4 inch	1500
	6 inch	2650

*Check local codes and requirements.



Hilti. Outperform. Outlast.

Flexible Firestop Sealant (CP 606)

Product description

- An acrylic based firestop sealant that provides movement capability in fire rated joints and seals through-penetrations applications

Product features

- Silicone free
- Halogen, asbestos and solvent free
- Paintable
- Tested up to 33% movement with 500 cycles in accordance to UL 2079 and ASTM 1966
- Smoke and fume resistant
- Easy clean up with water
- Single component systems available
- Meets LEED™ requirements for indoor environmental quality credit 4.1 Low Emitting Materials, Sealants and Adhesives and 4.2 Paints and Coatings

Areas of application

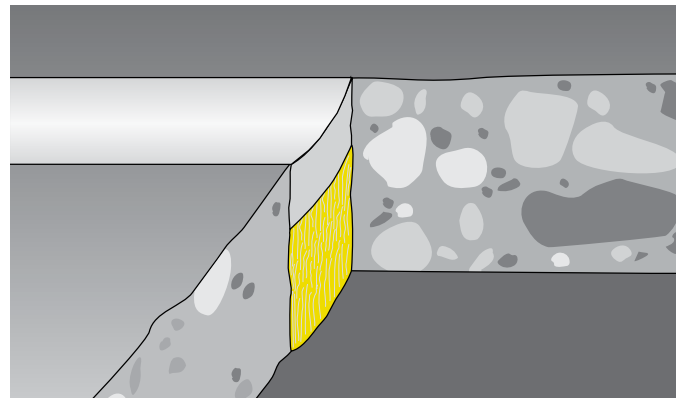
- Sealing construction/expansion joints
- Top-of-wall joints
- Metal pipes
- Cable bundles
- HVAC penetrations

For use with

- Various base materials such as masonry, concrete, gypsum, etc.
- Wall and floor assemblies rated up to 3 hours

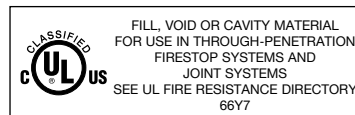
Examples

- Where a gypsum wall assembly meets the underside of a metal or concrete deck
- Sealing expansion joints to impede the passage of fire, smoke and toxic fumes
- Sealing around HVAC penetrations through fire-rated assemblies



Technical Data*	CP 606
Chemical basis	Acrylic based firestop sealant
Color	Available in red, white and gray
Application temperature	40°F to 104°F (5°C to 40°C)
Skin-forming time	Approx. 15 min
Curing time	Approx. 3 mm / 3 days
Average volume shrinkage (ASTM C1241)	22.2%
Movement capability	Approx. 10%
Temperature resistance	-22°F to 176°F (-30°C to 80°C)
Surface burning characteristics (ASTM E 84-96)	Flame Spread: 10 Smoke Development: 0
Sound transmission classification (ASTM E 90-99)	56 (Relates to specific construction)
Tested in accordance with	
<ul style="list-style-type: none"> • UL 2079 • ASTM E 84 	<ul style="list-style-type: none"> • ASTM E 814 • UL 1479 • ASTM E 1966 • ASTM G21 • CAN/ULC-S115 • CAN/ULC-S102

*At 73°F (23°C) and 50% relative humidity



Installation instructions for CP 606

Notice

- Before handling, read Material Safety Data Sheet and product label for safe usage and health information.
- Instructions below are general guidelines — always refer to the applicable drawing in the UL Fire Resistance Directory or Hilti Firestop Systems Guide for complete installation information
- The use of backing material is recommended to control the sealant depth and help ensure assembly seal is complete

Opening

1. Clean the opening. Surfaces to which CP 606 will be applied should be cleaned of loose debris, dirt, oil, wax and grease. The surface should be moisture and frost free.

Application of firestop

2. Insert fill of mineral wool or backer (as required).
3. Apply firestop over backer.
4. Smooth firestop sealant with a trowel before the skin forms. Once cured, CP 606 can only be removed mechanically.
5. For maintenance reasons, a penetration seal can be

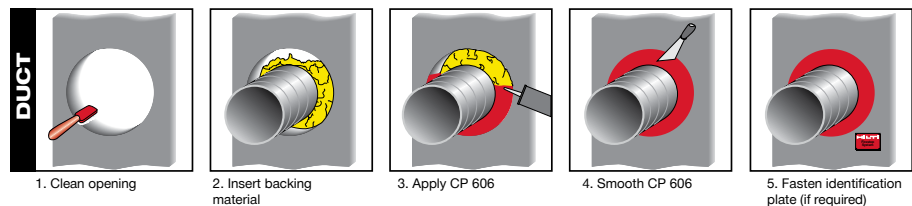
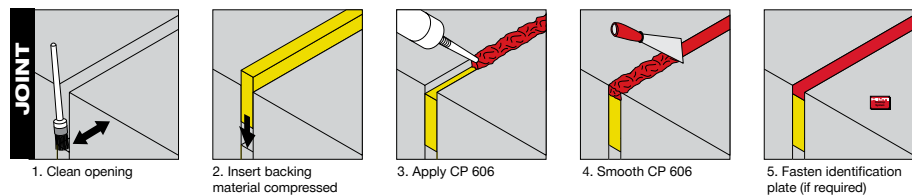
permanently marked with an identification plate and fastened in a visible position next to the seal.

Not for use

- On areas immersed in water

Storage

- Store only in the original packaging in a location protected from moisture at a temperature of 40°F to 77°F (5°C to 25°C)
- Observe expiration date on package



Hilti. Outperform. Outlast.

CERTIFICATE OF COMPLIANCE

Certificate Number 20160930-R13240
Report Reference R13240
Issue Date 2016-September-30

Issued to: Hilti Construction Chemicals, Div of Hilti Inc.
5400 S 122nd East Ave
Tulsa, OK 74146

This is to certify that representative samples of Fill, Void or Cavity Materials
Fill, Void or Cavity Materials Certified for Canada

CP 606 Sealant for use in Through-Penetration Firestop, Joint in wall and partition Systems as currently described in the UL Fire Resistance Directory and in the Products Certified for Canada Directory.

Have been investigated by UL in accordance with the Standard(s) indicated on this Certificate.

Standard(s) for Safety: ANSI/UL 1479, "Fire Tests of Through-Penetration Firestops,"
ANSI/UL 2079, "Tests for Fire Resistance of Building Joint Systems,"
CAN/ULC-S115, "Standard Method of Fire Tests of Firestop Systems."

Additional Information: See the UL Online Certifications Directory at www.ul.com/database for additional information

Only those products bearing the UL Certification Mark should be considered as being covered by UL's Certification and Follow-Up Service.

Look for the UL Certification Mark on the product.



Bruce Mahrenholz, Director North American Certification Program

UL LLC

Any information and documentation involving UL Mark services are provided on behalf of UL LLC (UL) or any authorized licensee of UL. For questions, please contact a local UL Customer Service Representative at <http://ul.com/aboutul/locations/>



Hilti Firestop Acrylic Sealant CFS-S ACR; CP 606

Safety Data Sheet

according to Federal Register / Vol. 77, No. 58 / Monday, March 26, 2012 / Rules and Regulations

Date of issue: 01/07/2016


Revision date: 01/07/2016

Supersedes: 01/07/2016

Version: 4.2

SECTION 1: Identification

1.1. Identification

Product form	Mixture
Name	Hilti Firestop Acrylic Sealant CFS-S ACR; CP 606
Product code	BU Chemicals
Chemical structure	

1.2. Relevant identified uses of the substance or mixture and uses advised against

No additional information available

1.3. Details of the supplier of the safety data sheet

Hilti, Inc.
 Legacy Tower, Suite 1000
 75024 Plano - USA
 T +1 9724035800
 1-800-879-8000 toll free - F +1 918 254 0522

Supplier
 Hilti, Inc.
 Legacy Tower, Suite 1000
 75024 Plano - USA
 T +1 9724035800
 1-800-879-8000 toll free - F +1 918 254 0522

Department issuing data specification sheet
 Hilti AG
 Feldkircherstraße 100
 9494 Schaan - Liechtenstein
 T +423 234 2111
chemicals.hse@hilti.com

1.4. Emergency telephone number

Emergency number	Chem-Trec Tel.: 1 800 424 9300 (USA, PR, Virgin Islands, Canada) Tel.: 703 527 3887 (Other countries) +1 918 8723000 1-800-879-8000 toll free
------------------	---

SECTION 2: Hazards identification

2.1. Classification of the substance or mixture

GHS-US classification

Not classified

2.2. Label elements

GHS-US labelling

No labelling applicable

2.3. Other hazards

No additional information available

2.4. Unknown acute toxicity (GHS US)

Not applicable

Hilti Firestop Acrylic Sealant CFS-S ACR; CP 606

Safety Data Sheet

according to Federal Register / Vol. 77, No. 58 / Monday, March 26, 2012 / Rules and Regulations

SECTION 3: Composition/information on ingredients

3.1. Substance

Not applicable

3.2. Mixture

Full text of H-statements: see section 16

SECTION 4: First aid measures

4.1. Description of first aid measures

First-aid measures after inhalation	Get medical advice/attention if you feel unwell.
First-aid measures after skin contact	Wash skin with plenty of water. If skin irritation occurs: Get medical advice/attention.
First-aid measures after eye contact	Rinse cautiously with water for several minutes. Remove contact lenses, if present and easy to do. Continue rinsing. If eye irritation persists: Get medical advice/attention.
First-aid measures after ingestion	Get medical advice/attention if you feel unwell.

4.2. Most important symptoms and effects, both acute and delayed

No additional information available

4.3. Indication of any immediate medical attention and special treatment needed

No additional information available

SECTION 5: Firefighting measures

5.1. Extinguishing media

Suitable extinguishing media	Water spray. Dry powder. Foam. Carbon dioxide.
------------------------------	--

5.2. Special hazards arising from the substance or mixture

Reactivity	The product is non-reactive under normal conditions of use, storage and transport.
------------	--

5.3. Advice for firefighters

Protection during firefighting	Self-contained breathing apparatus. Complete protective clothing.
--------------------------------	---

SECTION 6: Accidental release measures

6.1. Personal precautions, protective equipment and emergency procedures

6.1.1. For non-emergency personnel

No additional information available

6.1.2. For emergency responders

Protective equipment	For further information refer to section 8: "Exposure controls/personal protection".
----------------------	--

6.2. Environmental precautions

No additional information available

6.3. Methods and material for containment and cleaning up

Methods for cleaning up	Recover mechanically the product.
-------------------------	-----------------------------------

6.4. Reference to other sections

For further information refer to section 13.

Hilti Firestop Acrylic Sealant CFS-S ACR; CP 606

Safety Data Sheet

according to Federal Register / Vol. 77, No. 58 / Monday, March 26, 2012 / Rules and Regulations

SECTION 7: Handling and storage

7.1. Precautions for safe handling

Precautions for safe handling	Wear personal protective equipment.
Hygiene measures	Wash contaminated clothing before reuse. Do not eat, drink or smoke when using this product. Always wash hands after handling the product.

7.2. Conditions for safe storage, including any incompatibilities

Storage conditions	Keep cool. Store in a dry place.
Storage temperature	41 - 77 °F

SECTION 8: Exposure controls/personal protection

8.1. Control parameters

No additional information available

8.2. Exposure controls

Personal protective equipment Protective clothing. Safety glasses. Gloves.



Hand protection	Protective gloves. EN 374.
Eye protection	Safety glasses. EN 166. EN 170.
Skin and body protection	Wear suitable protective clothing.

SECTION 9: Physical and chemical properties

9.1. Information on basic physical and chemical properties

Physical state	Liquid
Appearance	Pasty.
Colour	red white Grey
Odour	characteristic
Odour threshold	Not determined
pH	≈ 9 Not applicable
Melting point	Not applicable
Freezing point	No data available
Boiling point	No data available
Flash point	Not applicable
Relative evaporation rate (butylacetate=1)	No data available
Flammability (solid, gas)	No data available
Explosive limits	No data available
Explosive properties	No data available
Oxidising properties	No data available
Vapour pressure	No data available
Relative density	No data available
Relative vapour density at 20 °C	No data available
Density	1.6 g/cm ³
Molecular mass	Not determined
Solubility	No data available

Hilti Firestop Acrylic Sealant CFS-S ACR; CP 606

Safety Data Sheet

according to Federal Register / Vol. 77, No. 58 / Monday, March 26, 2012 / Rules and Regulations

Log Pow	No data available
Auto-ignition temperature	No data available
Decomposition temperature	No data available
Viscosity	No data available
Viscosity, kinematic	No data available
Viscosity, dynamic	No data available

9.2. Other information

No additional information available

SECTION 10: Stability and reactivity

10.1. Reactivity

The product is non-reactive under normal conditions of use, storage and transport.

10.2. Chemical stability

Stable under normal conditions.

10.3. Possibility of hazardous reactions

No dangerous reactions known under normal conditions of use.

10.4. Conditions to avoid

None under recommended storage and handling conditions (see section 7).

10.5. Incompatible materials

No additional information available

10.6. Hazardous decomposition products

Under normal conditions of storage and use, hazardous decomposition products should not be produced.

SECTION 11: Toxicological information

11.1. Information on toxicological effects

Acute toxicity	Not classified
Skin corrosion/irritation	Not classified pH: ≈ 9 Not applicable
Serious eye damage/irritation	Not classified pH: ≈ 9 Not applicable
Respiratory or skin sensitisation	Not classified
Germ cell mutagenicity	Not classified
Carcinogenicity	Not classified
Reproductive toxicity	Not classified
Specific target organ toxicity (single exposure)	Not classified
Specific target organ toxicity (repeated exposure)	Not classified
Aspiration hazard	Not classified

Hilti Firestop Acrylic Sealant CFS-S ACR; CP 606

Safety Data Sheet

according to Federal Register / Vol. 77, No. 58 / Monday, March 26, 2012 / Rules and Regulations

SECTION 12: Ecological information

12.1. Toxicity

Ecology - general The product is not considered harmful to aquatic organisms or to cause long-term adverse effects in the environment.

12.2. Persistence and degradability

No additional information available

12.3. Bioaccumulative potential

No additional information available

12.4. Mobility in soil

No additional information available

12.5. Other adverse effects

Effect on the global warming No known ecological damage caused by this product.

SECTION 13: Disposal considerations

13.1. Waste treatment methods

Waste treatment methods Dispose of contents/container in accordance with licensed collector's sorting instructions.
 Waste disposal recommendations Dispose in a safe manner in accordance with local/national regulations.

SECTION 14: Transport information

In accordance with ADR / RID / IMDG / IATA / ADN

14.1. UN number

Not regulated for transport

14.2. UN proper shipping name

Proper Shipping Name (ADR)	Not applicable
Proper Shipping Name (IMDG)	Not applicable
Proper Shipping Name (IATA)	Not applicable
Proper Shipping Name (ADN)	Not applicable
Proper Shipping Name (RID)	Not applicable

14.3. Transport hazard class(es)

ADR
 Transport hazard class(es) (ADR) Not applicable

IMDG
 Transport hazard class(es) (IMDG) Not applicable

IATA
 Transport hazard class(es) (IATA) Not applicable

ADN
 Transport hazard class(es) (ADN) Not applicable

RID

Hilti Firestop Acrylic Sealant CFS-S ACR; CP 606

Safety Data Sheet

according to Federal Register / Vol. 77, No. 58 / Monday, March 26, 2012 / Rules and Regulations

Transport hazard class(es) (RID) Not applicable

14.4. Packing group

Packing group (ADR)	Not applicable
Packing group (IMDG)	Not applicable
Packing group (IATA)	Not applicable
Packing group (ADN)	Not applicable
Packing group (RID)	Not applicable

14.5. Environmental hazards

Dangerous for the environment	No
Marine pollutant	No
Other information	No supplementary information available

14.6. Special precautions for user

- Overland transport

- Transport by sea

No data available

- Air transport

No data available

- Inland waterway transport

Carriage prohibited (ADN)	No
Not subject to ADN	No

- Rail transport

Carriage prohibited (RID)	No
---------------------------	----

14.7. Transport in bulk according to Annex II of MARPOL 73/78 and the IBC Code

SECTION 15: Regulatory information

15.1. US Federal regulations

This product or mixture does not contain a toxic chemical or chemicals in excess of the applicable de minimis concentration as specified in 40 CFR §372.38(a) subject to the reporting requirements of section 313 of Title III of the Superfund Amendments and Reauthorization Act of 1986 and 40 CFR Part 372.

15.2. International regulations

CANADA

Hilti Firestop Acrylic Sealant CFS-S ACR; CP 606	
WHMIS Classification	Uncontrolled product according to WHMIS classification criteria

EU-Regulations

No additional information available

Classification according to Regulation (EC) No. 1272/2008 [CLP]

Not classified

National regulations

No additional information available

Hilti Firestop Acrylic Sealant CFS-S ACR; CP 606

Safety Data Sheet

according to Federal Register / Vol. 77, No. 58 / Monday, March 26, 2012 / Rules and Regulations

15.3. US State regulations

California Proposition 65 - This product does not contain any substances known to the state of California to cause cancer, developmental and/or reproductive harm

SECTION 16: Other information

Revision date 01/07/2016

HMIS III Rating

Health	0 Minimal Hazard - No significant risk to health
Flammability	0 Minimal Hazard - Materials that will not burn
Physical	0 Minimal Hazard - Materials that are normally stable, even under fire conditions, and will NOT react with water, polymerize, decompose, condense, or self-react. Non-Explosives.
Personal Protection	B B - Safety glasses, Gloves

SDS_US_Hilti

This information is based on our current knowledge and is intended to describe the product for the purposes of health, safety and environmental requirements only. It should not therefore be construed as guaranteeing any specific property of the product



February 26, 2010

To Whom It May Concern:

Re: Hilti CP 606 Flexible Firestop – LEEDs Info.

The Hilti CP 606 Flexible Firestop Sealant is manufactured in Germany.

The CP 606 pail is made of polyethylene and can be completely recycled. There is no post-consumer or post-industrial content in CP 606 and it cannot be recycled. The CP 606 does not contain any Rapidly Renewable Materials. The VOC content for CP 606 is 71.0 grams/liter.

CP 606 is not regulated as a hazardous waste by the Federal EPA Standards. The regulations for the disposal of non-regulated industrial waste can vary from state to state and even city to city. For this reason, you should consult your local and state regulatory agencies for direction on disposal.

Please feel free to contact me at (918) 872-3704 if you have questions.

Sincerely,

A handwritten signature in black ink, reading "Jerry Metcalf". The signature is written in a cursive style.

Jerry Metcalf MPH, CHMM
Safety/Environmental Manager
Hilti Inc.
918 872 3704
jerry.metcalf@hilti.com

Rev. Date: 2/26/10

Hilti, Inc.
5400 South 122nd East Avenue
Tulsa, OK 74146

1-800-879-8000
www.hilti.com

SPEED SLEEVE CP 653

Product description

- Re-penetrable cable management device for electrical and telecom professionals

Product features

- Fast installation
- Easy penetration and re-penetration
- industry’s best “Air Movement” ratings
- Low L-ratings
- Withstands the rigors of usage and time
- Can be installed in wall and floor applications
- Buy American Compliant
- May be “ganged” together

Areas of application

- Cable and cable bundles

For use with

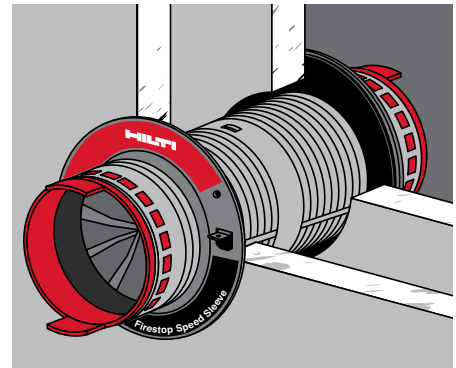
- Concrete floor rated up to 3 hours
- Gypsum walls rated up to 4 hours

Examples

- Electrical wiring
- Premise wiring
- Low voltage and datacom

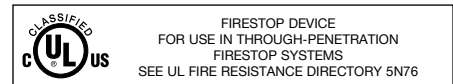
Installation instructions

- See Hilti Literature or third-party listings for complete application and installation details



Technical Data

	2" (50 mm)	4" (102 mm)
OD (device only)	2.3" (60 mm)	4.3" (110 mm)
OD (flange)	4.7" (120 mm)	6.7" (170 mm)
ID	1.7" (48 mm)	3.6" (92 mm)
Total length	12.4" (315 mm)	12.4" (315 mm)
Weight (device and flanges)	1.5 lbs	2.6 lbs
Temperature resistance	-22° F to 212° F (-6° C to 100° C)	
Intumescent activation	Approx. 320° F (160° C)	
Expansion ratio (unrestricted)	1:40	
Metal	Steel with zinc coating	
Plastic	ABS	
Fabric	Glass-fiber	
Tested in accordance with	UL 1479 , ASTM E 814, CAN/ULC-S115	



CERTIFICATE OF COMPLIANCE

Certificate Number 20171019-R15431
Report Reference R15431
Issue Date 2017-October-19

Issued to: Hilti Construction Chemicals, Div of Hilti Inc.
7250 Dallas Pky, Legacy Tower Ste 1000
Plano, TX 75024 USA

This is to certify that representative samples of Firestop Devices
Firestop Devices Certified for Canada

CP 653 2" and/or 4" Speed Sleeves and CP 653 BA 2" and/or 4" Speed Sleeves for use in Through-Penetration Firestop Firestop Systems as currently described in the UL Fire Resistance Directory and in the Products Certified for Canada Directory.

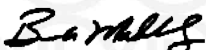
Have been investigated by UL in accordance with the Standard(s) indicated on this Certificate.

Standard(s) for Safety: ANSI/UL 1479, "Fire Tests of Through-Penetration Firestops,"
CAN/ULC-S115-11, "Standard Method of Fire Tests of Firestop Systems."

Additional Information: See the UL Online Certifications Directory at www.ul.com/database for additional information

Only those products bearing the UL Certification Mark should be considered as being covered by UL's Certification and Follow-Up Service.

Look for the UL Certification Mark on the product.



Bruce Mahrenholz, Director North American Certification Program
UL LLC

Any information and documentation involving UL Mark services are provided on behalf of UL LLC (UL) or any authorized licensee of UL. For questions, please contact a local UL Customer Service Representative at <http://ul.com/aboutul/locations/>



Material Information Statement

Articles

According to Regulation (EC) 1907/2006, Article 32

Revision: 11.08.2021

Version: 20

1 Identification of the articles and of the company undertaking

1.1 Product identifier

Trade name:

- Firestop Bandage CFS-B / CP 646
- Firestop Back Pan Strip CFS-BPS
- Firestop Block CFS-BL / CFS-BL P
- Firestop Board CP 675
- Firestop Boot CFS-BO
- Firestop Box Insert
- Firestop Cable Collar CFS-CC / CFS-RCC / CFS-RCC EXT
- Firestop Cable Module CFS-T
- Firestop Cast-in device and accessories CP 680 / CP 681 / CFS-CID / CFS-CID MD P/M/ CFS-CID MD HS GUI / CFS-CID MD PLT W2/W3 / CFS-CID MD HS / CFS-CID ARB TE-Y / CFS-CID ARB TE-C
- Firestop Coated Board CFS-CT B / CP670 / CP673 / CP676
- Firestop Collar CFS-C / CFS-C P
- Firestop Collar CP 643 / CP 644
- Firestop Composite Sheet CFS-COS
- Firestop Cord CFS-CO
- Firestop Cushion CP 651N
- Firestop Drop-In Device CFS-DID
- Firestop Edge of Slab QuickSeal CFS-EOS QS
- Firestop Endless Collar CFS-C EL
- Firestop Filler Module CFS-T FB
- Firestop Gangplate CFS-SL GP
- Firestop Module Box CFS-MB / CP 657
- Firestop Plug CFS-PL / CP 658
- Firestop Plug Seal CFS-T RR / CFS-T RRS
- Firestop Retrofit Sleeve CFS-SL RK
- Firestop Sleeve CP 645
- Firestop Sleeve Kit CFS-SL SK
- Firestop Speed Sleeve CFS-SL / CFS-SL GA / CP 653
- Firestop Top Track Seal CFS-TTS
- Firestop Top Track Seal CFS-TTS MD
- Firestop Top Track Cover CFS-TTS MD C
- Firestop Top Track Plug CFS-TTS MD P
- Firestop Top Track Seal CFS-TTS 212
- Firestop Top Track Seal CFS-TTS R
- Firestop Wedge Seal CFS-T WD120
- Firestop Wrap Strip CFS-W EL / SG / P / CP 648
- Foil Tapes CS-FT
- Intumescent façade cavity closer CP674
- Joint Sealing Tapes CS-JST
- Mineral Wool
- Mineral Wool Boards
- Multifunctional Tapes CS-MFT
- Pre-coated Mineral Wool Boards
- Smoke & Acoustic Track Seal CS-TTS SA
- Speed Plug CP 777
- Speed Strip CP 767

1.2 Application of the listed articles

Construction industry.

Refer to Hilti product literature, technical data sheets, 3rd party published listings and national approvals for specific application information. For more details, please contact your local Hilti organization through <http://www.hilti.group>

1.3 Manufacturer / Supplier

Hilti AG

Feldkircherstr. 100
FL-9494 Schaan
Liechtenstein

Customer Service

Phone +423 (0)844 84 84 85
Fax +423 (0)844 84 84 86

2 Other information

A Safety Data Sheet is not required due to the classification of these products as “articles” according to Regulation (EC) No. 1907/2006 of 18 December 2006 (EU) / 29CFR 1910.1200 (U.S.A.). Consequently, these products are exempted from CLP / OSHA Labeling and SDS requirements.

These data are based on our present knowledge. However, they shall not constitute a guarantee for any specific product features and shall not establish a legally valid contractual relationship.

Informing department:

chemicals.hse@hilti.com



August 26, 2015

To Whom It May Concern:

Re: **Hilti CP 653 Speed Sleeve – LEED Information.**

Item Numbers:

2097882
2097883

The Hilti CP 653 Speed Sleeves 2" and 4" are manufactured in the United States.

The Hilti CP 653 Speed Sleeve contains an intumescent firestop material which has a VOC content of 7.6 grams/liter.

The amount of post-consumer or post-industrial content in the CP 653 Speed Sleeve is not known. The metal and plastic portions of the Speed Sleeve are recyclable. The CP 653 Speed Sleeve does not contain any Rapidly Renewable Materials.

The CP 653 Speed Sleeve is not regulated as a hazardous waste by the Federal EPA Standards. The regulations for the disposal of non-regulated industrial waste can vary from state to state and even city to city. For this reason, you should consult your local and state regulatory agencies for direction on disposal.

Please feel free to contact me at (918) 872-3704 if you have questions.

Sincerely,

Jerry Metcalf MPH, CHMM
Sr. Manager, Safety/Environmental
Hilti Inc.
(918) 872 3704
jerry.metcalf@hilti.com

Rev. Date: 8/14/15

The manufacturing plant location on this certificate has been provided for LEEDS reporting purposes only. It should never be used for Country of Origin certification or a representation of compliance/non-compliance with Buy American or Buy America requirements, as those requirements differ.

The manufacturing plant location(s) identified on the certificate represent standard Hilti catalog products only. "Specially" produced non-catalog Hilti products may have differing manufacturing plant locations.

Contact your Hilti representative in cases of "specially" produced products for a custom LEEDS certificates.

Hilti, Inc.
5400 South 122nd East Avenue
Tulsa, OK 74146

1-800-879-8000
www.hilti.com

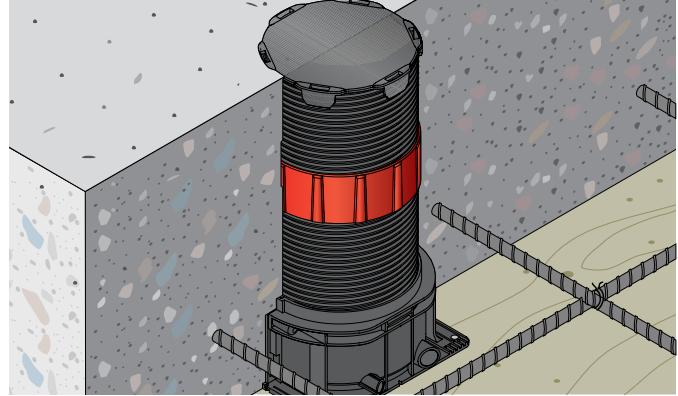
Height Extension

Product description

- For use when concrete slabs are greater than 8" thick
- Device may add up to 6" with each extension kit
- QuickTurn Connection system promotes a fast, positive connection to the top of the appropriate cast-in device
- Red (CP 680-P) and Black (CP 680-M) versions for easier identification when both combustible and non-combustible penetrants are employed on the same project

Color

- CP 680-P Kit — Red cylinder with Red coupling band
- CP 680-M Kit — Black cylinder with Red coupling band



Installation Instructions

Notice

- Before handling, read Material Safety Data Sheet and product label for safe usage and health information.
- Always refer to the applicable drawing in the UL Fire Resistance Directory or Hilti Firestop Systems Guide for complete installation information

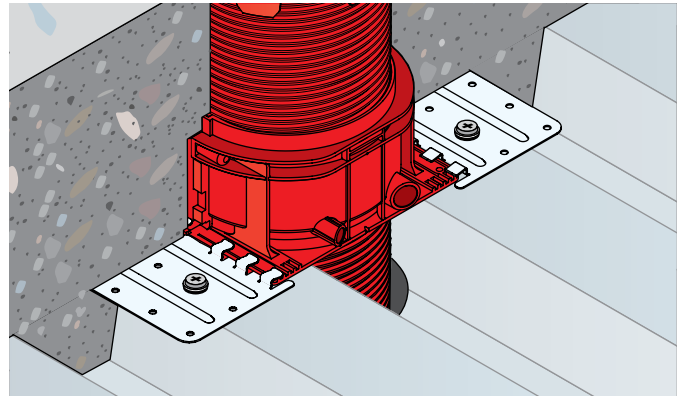
Metal Deck Adapters

Product description

- For use with concrete over metal deck applications
- 6" cylinder extension protrudes through even the thickest spray fireproofing
- QuickTurn Connection system promotes a fast, positive connection to the underside of the appropriate cast-in device
- Red (CP 680-P) and Black (CP 680-M) versions for easier identification when both combustible and non-combustible penetrants are employed on the same project
- Opening required to place the cylinder through a metal deck
 - For 2" Devices — 3-1/2" diameter
 - For 3" Devices — 4-1/2" diameter
 - For 4" Devices — 5-1/2" diameter
 - For 6" Devices — 7-1/4" diameter

Color

- CP 680-P Kit — Red cylinder with two (2) metal plates
- CP 680-M Kit — Black cylinder with two (2) metal plates



Installation instructions

Notice

- Before handling, read Material Safety Data Sheet and product label for safe usage and health information.
- Always refer to the applicable drawing in the UL Fire Resistance Directory or Hilti Firestop Systems Guide for complete installation information



Hilti Firestop
Saving lives
through innovation
and education

Hilti. Outperform. Outlast.

Confirmation

LEED

On 10 October 2017, Eurofins Product Testing A/S received a sample of cast in firestop device with the product name:

CP 680-P 2"

supplied by

Hilti Inc.


The sample was supplied as being representative of the manufactured product, and it has been tested in accordance with the relevant CDPH, testing standards (See test report no. 392-2017-00364402_H_EN).

The test results of the tested product indicate that the product qualifies for LEED v4 specifications on VOC emissions by complying with:

VOC emissions specifications in LEED EQ credit "Low-emitting products":

- the requirements of CDPH-IAQ (California Department of Public Health, Feb 2010); and a TVOC below 0.5 mg/m³ in both office and class room.

7 December 2017



Rasmus Stengaard Christensen
Analytical Service Manager, MSc in Chemistry



Thomas Bjerring
Analytical Service Manager

LEED® is the preeminent program for the design, construction, maintenance and operations of high-performance green buildings. USGBC® and the related logo are trademarks owned by the U.S. Green Building Council and are used with permission.

Cast-In Firestop Devices (CP 680-P and CP 680-M)

For use in

- Dust and fiber free environments such as hospitals, computer centers and laboratories
- Concrete floor assemblies rated up to 4 hours

Product description

- A one-step cast-in firestop device for a variety of pipe materials and diameters
- Helps reduce labor costs and increase productivity
- Ready-to-use out of the package
- Internationally tested and approved by UL and FM
- Reduces the chance of project delays due to failed inspections

Product features

- Quick and simple installation
- SpeedLine Alignment system promotes faster layout
- QuickTurn System creates fast, simple vertical connections
- Integrated moisture and smoke seal
- Innovative adapter for metal deck applications

Installation and applications

- Concrete floors from 2.5" (63 mm) thickness for either flat concrete or concrete over metal deck

CP 680-M:

- Insulated and non-insulated metal pipes
- EMT and electrical conduits
- Cable bundles
- Multiple pipes

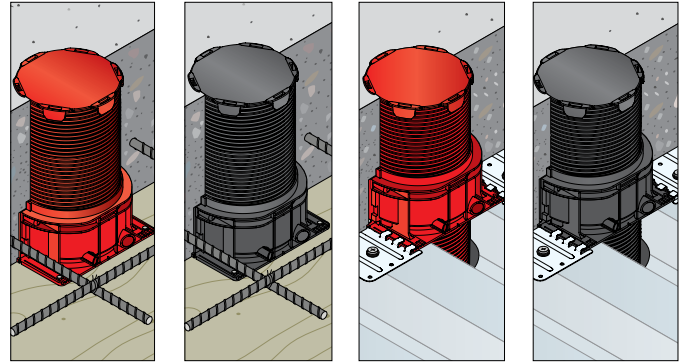
CP 680-P:

Addresses all applications for CP 680-M as well as the following:

- Plastic pipes such as PVC, CPVC, ABS, ENT and FRPP
- Fresh and waste water pipes

Not suited for

- Areas with high condensation
- Outdoor areas
- Wall applications



CP 680-P in concrete over wood forms

CP 680-M in concrete over wood forms

CP 680-P over metal deck

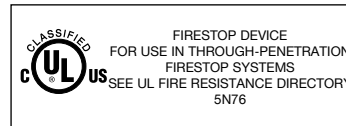
CP 680-M over metal deck

Technical Data		CP 680-P and CP 680-M
ID	Footprint	Opening required thru metal deck
2"	3-3/4" x 4-1/2"	3-1/2" diameter
3"	4-3/4" x 5-5/8"	4-1/2" diameter
4"	6-3/8" x 6-3/4"	5-1/2" diameter
6"	9" x 9-1/2"	7-1/4" diameter
Expansion temperature		392°F (200°C)
Expansion rate		1:50 (unrestrained) 1:30 (Load expansion, Load = 20g/cm³)
Standard height		8"
Temperature resistance		Maximum 212°F (100°C)
Color		CP 680-P: red CP 680-M: black

Tested in accordance with

- UL 1479 • ASTM E 814 • ASTM G21

Internationally tested and approved



Installation instructions

Notice

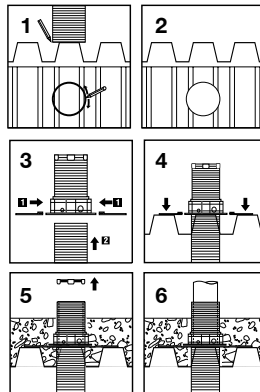
- Before handling, read Material Safety Data Sheet and product label for safe usage and health information.
- Instructions below are general guidelines — always refer to the applicable drawing in the UL Fire Resistance Directory or Hilti Firestop Systems Guide for complete installation information

Instructions for use

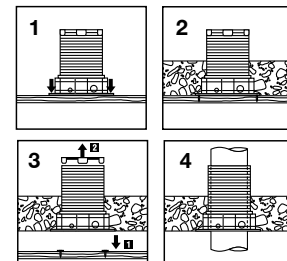
- Before pouring concrete, secure the cover cap in place, thereby preventing the flow of concrete into the cast-in device
- Do not use for wall applications

Concrete floor with metal decking

For concrete floor with metal decking applications use the correct size CP 680 Metal Deck Adapter for installed cast-in device and follow the illustrations.

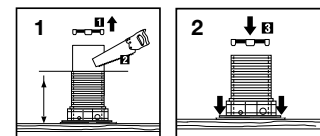


Concrete floor



Installation option

Follow the illustrations if CP 680 has to be cut to slab thickness before installation, or when riser clamps are used.



CERTIFICATE OF COMPLIANCE

Certificate Number 20150626-R15431 |
Report Reference R15431 |
Issue Date 2015-06-26 |

Issued to: Hilti, Inc, |
5400 S 122ND East Ave
Tulsa, OK 74146 |

**This is to certify that
representative samples of**

Firestop Devices |

CP 680-M 2 in., CP 680-M 3 in., CP 680-M 4 in.,
CP 680-M 6 in., CP 680-P 2 in., CP 680-P 3 in.,
CP 680-P 4 in., CP 680-P 6 in., CP 681 and
CP 680-PX 2 in. and CP 680-PX 3 in. |


for use Through-Penetration Firestop Systems as currently described in
the UL Fire Resistance Directory and the products Certified for Canada
Directory.


Have been investigated by UL in accordance with the
Standard(s) indicated on this Certificate.

Standard(s) for Safety: ANSI/UL 1479, "Fire Tests of Through-Penetration Firestops."
CAN/ULC-S115 "Standard Method of Fire Tests of Firestop Systems." |

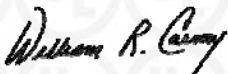
Additional Information: See the UL Online Certifications Directory at
www.ul.com/database for additional information

Only those products bearing the UL Classification Mark for the U.S. and Canada should be considered as being covered by UL's Classification and Follow-Up Service and meeting the appropriate U.S. and Canadian requirements.

The UL Classification Mark includes: the UL in a circle symbol:  with the word "CLASSIFIED" (as shown); a control number (may be alphanumeric) assigned by UL; a statement to indicate the extent of UL's evaluation of the product; and the product category name (product identity) as indicated in the appropriate UL Directory. The UL Classification Mark for Canada includes: the UL Classification

Mark for Canada:  with the word "CLASSIFIED" (as shown); a control number (may be alphanumeric) assigned by UL; a statement to indicate the extent of UL's evaluation of the product; and the product category name (product identity) in English, French, or English/French as indicated in the appropriate UL Directory.

Look for the UL Classification Mark on the product.



William R. Carney, Director, North American Certification Programs

UL LLC

Any information and documentation involving UL Mark services are provided on behalf of UL LLC (UL) or any authorized licensee of UL. For questions, please contact a local UL Customer Service Representative at www.ul.com/contactus



Material Information Statement

Articles

According to Regulation (EC) 1907/2006, Article 32
Revision: 11.08.2021

Version: 20

1 Identification of the articles and of the company undertaking

1.1 Product identifier

Trade name:

- Firestop Bandage CFS-B / CP 646
- Firestop Back Pan Strip CFS-BPS
- Firestop Block CFS-BL / CFS-BL P
- Firestop Board CP 675
- Firestop Boot CFS-BO
- Firestop Box Insert
- Firestop Cable Collar CFS-CC / CFS-RCC / CFS-RCC EXT
- Firestop Cable Module CFS-T
- Firestop Cast-in device and accessories CP 680 / CP 681 / CFS-CID / CFS-CID MD P/M/ CFS-CID MD HS GUI / CFS-CID MD PLT W2/W3 / CFS-CID MD HS / CFS-CID ARB TE-Y / CFS-CID ARB TE-C
- Firestop Coated Board CFS-CT B / CP670 / CP673 / CP676
- Firestop Collar CFS-C / CFS-C P
- Firestop Collar CP 643 / CP 644
- Firestop Composite Sheet CFS-COS
- Firestop Cord CFS-CO
- Firestop Cushion CP 651N
- Firestop Drop-In Device CFS-DID
- Firestop Edge of Slab QuickSeal CFS-EOS QS
- Firestop Endless Collar CFS-C EL
- Firestop Filler Module CFS-T FB
- Firestop Gangplate CFS-SL GP
- Firestop Module Box CFS-MB / CP 657
- Firestop Plug CFS-PL / CP 658
- Firestop Plug Seal CFS-T RR / CFS-T RRS
- Firestop Retrofit Sleeve CFS-SL RK
- Firestop Sleeve CP 645
- Firestop Sleeve Kit CFS-SL SK
- Firestop Speed Sleeve CFS-SL / CFS-SL GA / CP 653
- Firestop Top Track Seal CFS-TTS
- Firestop Top Track Seal CFS-TTS MD
- Firestop Top Track Cover CFS-TTS MD C
- Firestop Top Track Plug CFS-TTS MD P
- Firestop Top Track Seal CFS-TTS 212
- Firestop Top Track Seal CFS-TTS R
- Firestop Wedge Seal CFS-T WD120
- Firestop Wrap Strip CFS-W EL / SG / P / CP 648
- Foil Tapes CS-FT
- Intumescent façade cavity closer CP674
- Joint Sealing Tapes CS-JST
- Mineral Wool
- Mineral Wool Boards
- Multifunctional Tapes CS-MFT
- Pre-coated Mineral Wool Boards
- Smoke & Acoustic Track Seal CS-TTS SA
- Speed Plug CP 777
- Speed Strip CP 767

1.2 Application of the listed articles

Construction industry.

Refer to Hilti product literature, technical data sheets, 3rd party published listings and national approvals for specific application information. For more details, please contact your local Hilti organization through <http://www.hilti.group>

1.3 Manufacturer / Supplier

Hilti AG
Feldkircherstr. 100
FL-9494 Schaan
Liechtenstein

Customer Service
Phone +423 (0)844 84 84 85
Fax +423 (0)844 84 84 86

2 Other information

A Safety Data Sheet is not required due to the classification of these products as “articles” according to Regulation (EC) No. 1907/2006 of 18 December 2006 (EU) / 29CFR 1910.1200 (U.S.A.). Consequently, these products are exempted from CLP / OSHA Labeling and SDS requirements.

These data are based on our present knowledge. However, they shall not constitute a guarantee for any specific product features and shall not establish a legally valid contractual relationship.

Informing department:
chemicals.hse@hilti.com



March 09, 2020

To Whom It May Concern:

Re: **The CP 680-P/M Cast-In Firestop Devices – LEED Information**

Item Numbers:

Manufactured in USA				
2172996	2173396	2213359	3578638	3578896
2172997	2173397	2213680	3578639	3578897
2172998	2173398	2213681	3578640	3578898
2172999	2183399	2213682	3578641	3578899
2173392	2213355	2213683	3578642	3630303
2173393	2213356	2213684	3578893	3630304
2173394	2213357	2213685	3578894	3630305
2173395	2213358	2213686	3578895	3630306

The Hilti CP 680-P/M Cast-In Firestop Devices have a VOC content of 1.4 grams/liter.

The steel parts of the CP 680-P/M Cast-In Firestop Devices are recyclable.

The post-consumer recycled steel content of the CP 680-P/M Cast-In Firestop Device is 0.45 oz. or 2% of the total weight.

The pre-consumer recycled steel content of the CP 680-P/M Cast-In Firestop Device is not known.

The plastic portion of the CP 680-P/M Cast-In Firestop Device are recyclable.

The CP 680-P/M Cast-In Firestop Devices do not contain any Rapidly Renewable Materials.

The CP 680-P/M Cast-In Firestop Devices are not regulated as a hazardous waste by the Federal EPA Standards.

The regulations for the disposal of non-regulated industrial waste can vary from state to state and even city to city. For this reason, you should consult your local and state regulatory agencies for direction on disposal.

Please feel free to contact me at (918) 872-3704 if you have questions.

Sincerely,

Jerry Metcalf MPH, CHMM
 Sr. Manager, Safety/ Environmental
 Hilti Inc.
 (918) 872 3704
jerry.metcalf@hilti.com

Rev. 03/09/2020

The manufacturing plant location on this certificate has been provided for LEED reporting purposes only. It should never be used for Country of Origin certification or a representation of compliance/non-compliance with Buy American or Buy America requirements, as those requirements differ.

The manufacturing plant location(s) identified on the certificate represent standard Hilti catalog products only. "Specially" produced non-catalog Hilti products may have differing manufacturing plant locations.

Contact your Hilti representative in cases of "specially" produced products for a custom LEED certificate.

Hilti, Inc.
 5400 South 122nd East Avenue
 Tulsa, OK 74146

1-800-879-8000
www.hilti.com

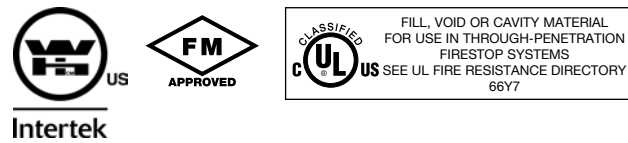

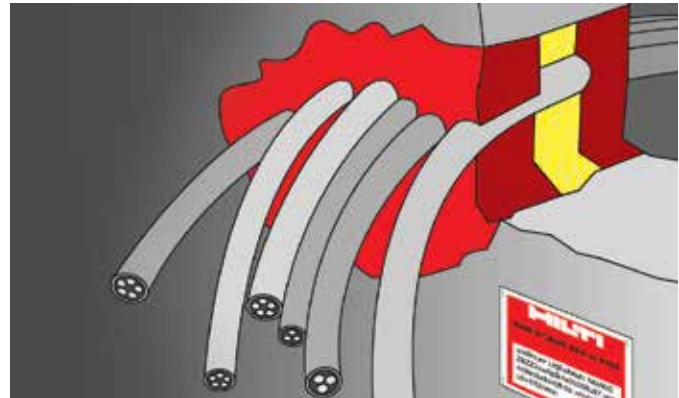
High-performance intumescent firestop sealant FS-ONE MAX

Applications

- For effectively sealing most common through penetrations in a variety of base materials
- For use on concrete, masonry and drywall
- Mixed and multiple penetrations
- Metal pipe penetrations: copper, steel and EMT
- Insulated metal pipe penetrations: steel and copper
- Plastic pipe penetrations: closed or vented

Advantages

- US-produced: "Buy American" compliant
- One product for a variety of common through penetrations
- Cost-effective, easy-to-use solution
- Water-based and paintable
- Industry-leading VOC results
- Ethylene glycol-free



Technical data	
Chemical basis	Water-based acrylic dispersion
Approx. Density	84.3 lb/ft ³
Color	Red
Application temperature range	41 - 104 °F
Approx. cure time ¹⁾	4 mm/3 days
Temperature resistance range	-4 to 212 °F
Mold and mildew performance	Class 0 (ASTM G21-96)
Mold and mildew resistance	Yes
Surface burning characteristics UL 723 (ASTM E84)	Flame spread: 0 Smoke development: 10
Tested in accordance with	UL 1479, ASTM E814, ASTM E84, CAN/ULC-S115, ASTM G21, ASTM E90
California State fire marshal approval	CSFM Listing 4485-1200:0108 for FS-ONE MAX Intumescent Firestop Sealant
Expansion ratio (unrestricted, up to)	1:5

¹⁾ at 75°F/24°C, 50% relative humidity



Order Designation	Package Content	Item number
FS-ONE MAX 20oz foil (3 case + disp)	1x Foil pack dispenser manual CS 270-P1, 75x Firestop sealant FS-ONE MAX 20 oz foil	3530252
FS-ONE MAX 10oz tube (1 case)	12x Firestop sealant FS-ONE MAX 10 oz cartridge	3530249
FS-ONE MAX 5 gallon (18 pails)	18x Firestop sealant FS-ONE MAX 5 gallon pail	3530263
FS-ONE MAX 20oz foil (1 case)	25x Firestop sealant FS-ONE MAX 20 oz foil	3530250
FS-ONE MAX 20oz foil (3 cases)	75x Firestop sealant FS-ONE MAX 20 oz foil	3530251
FS-ONE MAX 20oz Foil-Pallet	600x FSONE-MAX 20 oz foil, 290x Bulk Shipping Condition	3534713
FS-ONE MAX 10 oz cartridge		2101531
FS-ONE MAX 5 gallon pail		2101533

CERTIFICATE OF COMPLIANCE

Certificate Number 20150108-R13240
Report Reference R13240
Issue Date 2015-January-08

Issued to: Hilti Construction Chemicals, Div of Hilti Inc.
5400 S 122nd East Ave
Tulsa, OK 74146

**This is to certify that
representative samples of**


Fill, Void or Cavity Materials
Fill, Void or Cavity Materials Certified for Canada
FS-ONE MAX Intumescent Sealant for use in Through-
Penetration Firestop and Joint Systems in the UL Fire
Resistance Directory and in the Products Certified for
Canada Directory.

Have been investigated by UL in accordance with the
Standard(s) indicated on this Certificate.

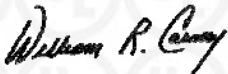
Standard(s) for Safety: ANSI/UL 1479, "Fire Tests of Through-Penetration
Firestops," – Edition 4
ANSI/UL 2079, "Tests for Fire Resistance of Building Joint
Systems," – Edition 4 – Revision Date 2014/12/17
CAN/ULC-S115, "Standard Method of Fire Tests of Firestop
Systems." – Edition 4 – Issue Date 2011/06/01

Additional Information: See the UL Online Certifications Directory at
www.ul.com/database for additional information

Only those products bearing the UL Classification Mark should be considered as being covered by
UL's Classification and Follow-Up Service.

The UL Classification Mark includes: UL in a circle: with the word "CLASSIFIED"  (as shown); a control
number (may be alphanumeric) assigned by UL; a statement to indicate the extent of UL's evaluation of
the product; and the product category name (product identity) as indicated in the appropriate UL
Directory.

Look for the UL Classification Mark on the product.



William R. Carney, Director, North American Certification Programs

UL LLC

Any information and documentation involving UL Mark services are provided on behalf of UL LLC (UL) or any authorized licensee of UL. For questions, please
contact a local UL Customer Service Representative at www.ul.com/contactus



FS-ONE MAX; CFS-FIL

Safety Data Sheet

according to the Hazardous Products Regulation (February 11, 2015)

Date of issue: 02/06/2019

Revision date: 02/06/2019

Supersedes: 12/17/2015

Version: 1.3

SECTION 1: Identification of the substance/mixture and of the company/undertaking

1.1. Product identifier

Product form	Mixture
Trade name	FS-ONE MAX; CFS-FIL
Product code	BU Fire Protection



1.2. Relevant identified uses of the substance or mixture and uses advised against

Recommended uses and restrictions	For professional users only
-----------------------------------	-----------------------------

1.3. Details of the supplier of the safety data sheet

Hilti (Canada) Corp.
2360 Meadowpine Boulevard
L5N 6S2 Mississauga, Ontario - Canada
T +1905 8139200
1-800-363-4458 toll free - F +1 905 813 9009

Supplier

Hilti (Canada) Corp.
2360 Meadowpine Boulevard
L5N 6S2 Mississauga, Ontario - Canada
T +1905 8139200
1-800-363-4458 toll free - F +1 905 813 9009

Department issuing data specification sheet

Hilti AG
Feldkircherstraße 100
9494 Schaan - Liechtenstein
T +423 234 2111
chemicals.hse@hilti.com

1.4. Emergency telephone number

Emergency number	Chem-Trec Tel.: 1 800 424 9300 (USA, PR, Virgin Islands, Canada) Tel.: 703 527 3887 (Other countries)
------------------	---

SECTION 2: Hazards identification

2.1. Classification of the substance or mixture

Classification (GHS CA)

Not classified

2.2. Label elements

GHS CA labelling

No labelling applicable

2.3. Other hazards

No additional information available

2.4. Unknown acute toxicity (GHS CA)

No data available

FS-ONE MAX; CFS-FIL

Safety Data Sheet

according to the Hazardous Products Regulation (February 11, 2015)

SECTION 3: Composition/information on ingredients

3.1. Substances

Not applicable

3.2. Mixtures

Full text of hazard classes and H-statements : see section 16

SECTION 4: First-aid measures

4.1. Description of first aid measures

First-aid measures after inhalation	Get medical advice/attention if you feel unwell.
First-aid measures after skin contact	Wash skin with plenty of water. If skin irritation occurs: Get medical advice/attention.
First-aid measures after eye contact	Rinse cautiously with water for several minutes. Remove contact lenses, if present and easy to do. Continue rinsing. If eye irritation persists: Get medical advice/attention.
First-aid measures after ingestion	Get medical advice/attention if you feel unwell.

4.2. Most important symptoms and effects, both acute and delayed

No additional information available

4.3. Immediate medical attention and special treatment, if necessary

No additional information available

SECTION 5: Fire-fighting measures

5.1. Suitable extinguishing media

Suitable extinguishing media Water spray. Dry powder. Foam. Carbon dioxide.

5.2. Unsuitable extinguishing media

No additional information available

5.3. Specific hazards arising from the hazardous product

No additional information available

5.4. Special protective equipment and precautions for fire-fighters

Protection during firefighting Self-contained breathing apparatus. Complete protective clothing.

SECTION 6: Accidental release measures

6.1. Personal precautions, protective equipment and emergency procedures

No additional information available

6.2. Methods and materials for containment and cleaning up

Methods for cleaning up Mechanically recover the product.

6.3. Reference to other sections

For further information refer to section 8: "Exposure controls/personal protection"

FS-ONE MAX; CFS-FIL

Safety Data Sheet

according to the Hazardous Products Regulation (February 11, 2015)

SECTION 7: Handling and storage

7.1. Precautions for safe handling

Precautions for safe handling	Wear personal protective equipment.
Hygiene measures	Wash contaminated clothing before reuse. Do not eat, drink or smoke when using this product. Always wash hands after handling the product.

7.2. Conditions for safe storage, including any incompatibilities

Storage conditions	Keep cool. Store in a dry place.
--------------------	----------------------------------

SECTION 8: Exposure controls/personal protection

8.1. Control parameters

Additional information	The product has a pasty consistency. Exposure limit values for respirable dusts are not relevant for this product.
------------------------	--

8.2. Appropriate engineering controls

No additional information available

8.3. Individual protection measures/Personal protective equipment

Personal protective equipment Protective clothing. Safety glasses. Gloves.



Hand protection	Protective gloves. EN 374.
Eye protection	Chemical goggles or safety glasses.
Skin and body protection	Wear suitable protective clothing.

SECTION 9: Physical and chemical properties

9.1. Information on basic physical and chemical properties

Physical state	Solid
Appearance	Pasty.
Molecular mass	Not determined
Colour	red.
Odour	characteristic.
Odour threshold	Not determined
pH	≈ 7.85
Relative evaporation rate (butylacetate=1)	No data available
Melting point	Not applicable
Freezing point	No data available
Boiling point	No data available
Flash point	Not applicable
Auto-ignition temperature	No data available
Decomposition temperature	No data available
Flammability (solid, gas)	Not applicable
Vapour pressure	No data available
Relative vapour density at 20 °C	No data available

FS-ONE MAX; CFS-FIL

Safety Data Sheet

according to the Hazardous Products Regulation (February 11, 2015)

Relative density	No data available
Density	≈ 1.35 g/cm ³
Solubility	No data available
Log Pow	No data available
Viscosity, kinematic	No data available
Viscosity, dynamic	No data available
Explosive properties	No data available
Oxidising properties	No data available
Explosive limits	No data available

9.2. Other information

VOC content	9 g/l
-------------	-------

SECTION 10: Stability and reactivity

10.1. Reactivity

Reactivity	The product is non-reactive under normal conditions of use, storage and transport.
Chemical stability	Stable under normal conditions.
Possibility of hazardous reactions	No dangerous reactions known under normal conditions of use.
Conditions to avoid	None under recommended storage and handling conditions (see section 7).
Hazardous decomposition products	Under normal conditions of storage and use, hazardous decomposition products should not be produced.

SECTION 11: Toxicological information

11.1. Information on toxicological effects

Acute toxicity (oral)	Not classified
Acute toxicity (dermal)	Not classified
Acute toxicity (inhalation)	Not classified
Skin corrosion/irritation	Not classified pH: ≈ 7.85
Serious eye damage/irritation	Not classified pH: ≈ 7.85
Respiratory or skin sensitization	Not classified
Germ cell mutagenicity	Not classified
Carcinogenicity	Not classified
Reproductive toxicity	Not classified
STOT-single exposure	Not classified
STOT-repeated exposure	Not classified
Aspiration hazard	Not classified

SECTION 12: Ecological information

12.1. Toxicity

Ecology - general	The product is not considered harmful to aquatic organisms nor to cause long-term adverse effects in the environment.
-------------------	---

FS-ONE MAX; CFS-FIL

Safety Data Sheet

according to the Hazardous Products Regulation (February 11, 2015)

12.2. Persistence and degradability

No additional information available

12.3. Bioaccumulative potential

No additional information available

12.4. Mobility in soil

No additional information available

12.5. Other adverse effects

No additional information available

SECTION 13: Disposal considerations

13.1. Disposal methods

Waste treatment methods	Dispose in a safe manner in accordance with local/national regulations.
Product/Packaging disposal recommendations	Dispose in a safe manner in accordance with local/national regulations.

SECTION 14: Transport information

In accordance with ADR / RID / IMDG / IATA / ADN

ADR	IMDG	IATA	RID
14.1. UN number			
Not applicable	Not applicable	Not applicable	Not applicable
14.2. UN proper shipping name			
Not applicable	Not applicable	Not applicable	Not applicable
14.3. Transport hazard class(es)			
Not applicable	Not applicable	Not applicable	Not applicable
14.4. Packing group			
Not applicable	Not applicable	Not applicable	Not applicable
14.5. Environmental hazards			
Dangerous for the environment : No	Dangerous for the environment : No Marine pollutant : No	Dangerous for the environment : No	Dangerous for the environment : No
No supplementary information available			

14.6. Special precautions for user

- Overland transport

- Transport by sea

No data available

- Air transport

No data available

- Rail transport

Carriage prohibited (RID) No

FS-ONE MAX; CFS-FIL

Safety Data Sheet

according to the Hazardous Products Regulation (February 11, 2015)

14.7. Transport in bulk according to Annex II of MARPOL and the IBC Code

SECTION 15: Regulatory information

15.1. National regulations

No additional information available

15.2. International regulations

No additional information available

SECTION 16: Other information

SDS Major/Minor	None
Date of issue	02-06-2019
Revision date	02-06-2019
Supersedes	12-17-2015

Indication of changes:

Section	Changed item	Change	Comments
		Modified	Layout

SDS_CA_Hilti

This information is based on our current knowledge and is intended to describe the product for the purposes of health, safety and environmental requirements only. It should not therefore be construed as guaranteeing any specific property of the product



June 17, 2019

To Whom It May Concern:

Re: **Hilti FS-ONE Max Firestop – LEED Info.**

Item Numbers:

2101531
2101532
2101533

The Hilti FS-ONE MAX Firestop is manufactured in the United States

There is no post-consumer or post-industrial recycled content in FS-ONE MAX and it cannot be recycled. The VOC content for FS-ONE MAX is 9 grams/liters.

FS-ONE MAX is not regulated as a hazardous waste by the Federal EPA Standards. The regulations for the disposal of non-regulated industrial waste can vary from state to state and even city to city. For this reason, you should consult your local and state regulatory agencies for direction on disposal.

Please feel free to contact me at (918) 872-3704 if you have questions.

Sincerely,

Jerry Metcalf MPH, CHMM
Sr. Manager, Safety/Environmental
Hilti Inc
(918) 872 3704
jerry.metcalf@hilti.com

Rev. Date: 5/30/19

The manufacturing plant location on this certificate has been provided for LEED reporting purposes only. It should never be used for Country of Origin certification or a representation of compliance/non-compliance with Buy American or Buy America requirements, as those requirements differ.

The manufacturing plant location(s) identified on the certificate represent standard Hilti catalog products only. "Specially" produced non-catalog Hilti products may have differing manufacturing plant locations.

Contact your Hilti representative in cases of "specially" produced products for a custom LEED certificate.

Hilti, Inc.
5400 South 122nd East Avenue
Tulsa, OK 74146

1-800-879-8000
www.hilti.com

Fire Containment Insulation

Thermafiber® Safing™

- + Exceptional performance in Perimeter Fire Containment Systems
- + Provides life saving fire protection in rated assemblies
- + Fire resistant to temperatures above 2,000°F (1,093°C)
- + Easy to fabricate for through penetrations and firestopping
- + Conserves energy, reduces greenhouse gas emissions
- + Resists moisture
- + Controls noise and sound

LEED® v2009 Green Building Credits

Minimum 70% Recycled Content ¹	Energy & Atmosphere	Materials & Resources	Indoor Environmental Quality	Innovation in Design
	1	2.1, 2.2 4.1, 4.2 5.1, 5.2	9	1



Thermafiber Safing and FireSpan® insulation provide the critical components of the perimeter fire containment system in the 111 South Wacker Building in Chicago, IL. Thermafiber insulation also contributed to the building's LEED® Gold Rating.



Thermafiber® Safing™ is compression fitted between FireSpan® insulation and the concrete slab edge to create a perimeter fire containment system.



Thermafiber® Safing™ Insulation

Description:

THERMAFIBER Safing™ products are designed to provide life saving fire protection in perimeter fire containment systems, floor and wall penetrations, construction joints, and other firestopping applications. These products are noncombustible, moisture-resistant, noncorrosive, nondeteriorating, mildew-proof and vermin-proof. Thermafiber Safing provides thermal insulation, fire protection, and acoustical control in many different UL and Intertek (formerly OPL) listed fire containment assemblies of 1, 2, and 3-hr ratings.

Product Options:

- Safing 4.0 pcf, 2" or greater thickness, is available with or without a vapor retarding foil facing.
 - Safing 6.0 pcf, 1.5" or greater thickness, is available with or without a vapor retarding foil facing.
 - Recycled Content Options¹:
 - EPA Choice Fiber (US Government Buildings)..... Minimum 75%
 - Standard Fiber..... 70%
- ¹Recycled content options other than Standard must be specified at time of order.

Installation:

All firestopping insulation should be installed per the architectural specification or system specific test description. All firestopping Safing insulation should be installed per the listed assembly.

- Perimeter Installation: Safing™ insulation should be compression fitted between the slab edge and the FireSpan curtain wall insulation, leaving no voids.
- Penetration Application: Safing insulation should be cut slightly larger than the opening and compression fitted into the opening, leaving no voids.
- Construction Joint Application: Safing insulation should be compression fitted into the joint opening, leaving no voids.

Standard Sizes:

	Thickness*	Widths**	Lengths**
Safing 4.0 pcf	1" - 7"	16", 24", 36"	48", 60"
Safing 6.0 pcf	1" - 7"	16", 24", 36"	48", 60"
Tolerances	+1/4" - 1/8"	±1/8"	±1/2"

*Thicknesses are available in 1/2" increments. **Custom sizes are available upon request.

Technical Data:

Product Designation	Actual Density	Tested to ASTM C 518		Tested to ASTM E 84			
		"k" @ 75° [24°C] BTU.in/hr.sq. ft. °F	"R" value per inch of thickness***	Unfaced		Foil Faced	
				Flame Spread	Smoke Developed	Flame Spread	Smoke Developed
Safing	4.0 pcf	0.24	'R'= 4.2	0	0	25	0
Safing	6.0 pcf	0.24	'R'= 4.2	0	0	25	0

***R = thickness divided by 'k'

Fire-Containment Tests Per ASTM E 2307

Safing™ insulation is a critical component of any perimeter fire containment system. Thermafiber® has performed decades of testing in all of the containment systems listed below. For more complete test information, see SA707, THERMAFIBER Life-Safety Fire Containment Systems technical catalog or UL® and Intertek® (formerly OPL) Directories. For a full listing of containment systems visit www.thermafiber.com and click on Fire Rated Assemblies. UL Reference = TYPE SAF

- Aluminum Spandrel Curtain Wall Fire Containment
- Steel Stud-Framed/Gypsum Sheathing Curtain Wall Fire Containment
- Glass Spandrel Curtain Wall Fire Containment
- Granite Spandrel Curtain Wall Fire Containment
- Precast Concrete Spandrel

Standards Compliance:

Safing™ Insulation meets the following:

ASTM C 665	Non-corrosive, Type I, III
ASTM C 612	Type IA, IB, II
ASTM E 136	Rated Non-combustible per NFPA Standard 220
CAN/ULC S114	Complies
ASTM E 96	Unfaced, 50 Perms as tested
ASTM E 96	Foil Faced, 0.02 Perms as tested
ASTM C 1104	Absorbs less than 1% by volume
CAN/ULC S102	Flame Spread 0, Smoke Developed 0
ASTM E 814 or UL 1479	Safing Insulation used in conjunction with an approved fill, void, or cavity material sealant or other approved material in through – penetration firestop systems - Complies
UL 2079	Safing Insulation used in conjunction with an approved fill, void or cavity material in construction joint systems - Complies
CAN/ULC S115	Complies

Safing products are approved by: **New York City Board of Standards & Appeals** – (under BSA 39-74-SM & accepted by MEA-209-82-M, Vol. 4).

Thermafiber® Insolutions®:

Thermafiber offers industry leading technical and engineering assistance to architects, specifiers, and contractors. These services include CAD drawings, engineering judgments, LEED® Credit Information, product recommendations, and customized products. Contact our technical services department at 1-888-834-2371, or email technicalservice@owenscorning.com

For Further Information:

For additional information about these or other Thermafiber products contact us at 1-888-834-2371 or visit our website www.thermafiber.com.

Notice:

THERMAFIBER, Inc. shall not be liable for incidental and consequential damages, directly or indirectly sustained, nor for any loss caused by application of these goods not in accordance with current printed instructions or for other than the intended use. THERMAFIBER liability is expressly limited to replacement of defective goods. Any claim shall be deemed waived unless made in writing within thirty (30) days from date it was or reasonably should have been discovered.

Submittal Approvals:

Job Name	
Contractor	Date



CERTIFICATE OF COMPLIANCE

Certificate Number 20151218-R10905
Report Reference R10905
Issue Date 2015-December-18

Issued to: Thermafiber Inc.
3711 Mill St
Wabash, IN 46992 USA

This is to certify that representative samples of Forming Materials
Forming Materials Certified for Canada

Have been investigated by UL in accordance with the Standard(s) indicated on this Certificate.

Standard(s) for Safety: ANSI/UL 1479, "Fire Tests of Through-Penetration Firestops," ANSI/UL 2079, "Tests for Fire Resistance of Building Joint Systems," and ANSI/ASTM E2307 (2010), "Standard Test Method for Determining Fire Resistance of Perimeter Fire Barriers Using Intermediate-Scale, Multi-story Test Apparatus." CAN/ULC-S115 (2005), "Standard Method of Fire Tests of Firestop Systems."

Additional Information: See the UL Online Certifications Directory at www.ul.com/database for additional information

Only those products bearing the UL Certification Mark should be considered as being covered by UL's Certification and Follow-Up Service.

Look for the UL Certification Mark on the product.



Bruce Mahrenholz, Director North American Certification Program

UL LLC

Any information and documentation involving UL Mark services are provided on behalf of UL LLC (UL) or any authorized licensee of UL. For questions, please contact a local UL Customer Service Representative at <http://ul.com/aboutul/locations/>




CERTIFICATE OF COMPLIANCE

Certificate Number 20151218-R10905
Report Reference R10905
Issue Date 2015-December-18

This is to certify that representative samples of the product as specified on this certificate were tested according to the current UL requirements.

Type SAF mineral wool batts for use in Joint System Nos. BW-S-0029, FF-D-0002, FF-D-0011, FF-D-0013, FF-D-0014, FF-D-0015, FF-D-0016, FF-D-0017, FF-D-0019, FF-D-0022, FF-D-0023, FF-D-0025, FF-D-0026, FF-D-0028, FF-D-0073, FF-D-0074, FF-D-0096, FF-D-0097, FF-D-0109, FF-D-1001, FF-D-1002, FF-D-1003, FF-D-1004, FF-D-1006, FF-D-1007, FF-D-1008, FF-D-1010, FF-D-1015, FF-D-1016, FF-D-1020, FF-D-1021, FF-D-1024, FF-D-1025, FF-D-1027, FF-D-1036, FF-D-1039, FF-D-1040, FF-D-1041, FF-D-1042, FF-D-1045, FF-D-1047, FF-D-1098, FF-D-1125, FF-D-1158, FF-D-3003, FF-D-3004, FF-S-1031, FF-S-1033, FW-D-0001, FW-D-0004, FW-D-0007, FW-D-0009, FW-D-0010, FW-D-0011, FW-D-0012, FW-D-0014, FW-D-0017, FW-D-0018, FW-D-0020, FW-D-0021, FW-D-0023, FW-D-0024, FW-D-0027, FW-D-0050, FW-D-0051, FW-D-0067, FW-D-0068, FW-D-1001, FW-D-1002, FW-D-1003, FW-D-1005, FW-D-1006, FW-D-1007, FW-D-1009, FW-D-1010, FW-D-1016, FW-D-1017, FW-D-1020, FW-D-1024, FW-D-1033, FW-D-1035, FW-D-1037, FW-D-1038, FW-D-1039, FW-D-1040, FW-D-1044, FW-D-1047, FW-D-1055, FW-D-1070, FW-D-1089, FW-D-1092, FW-D-1093, FW-D-1102, FW-D-1103, FW-S-1016, FW-S-1019, HW-D-0001, HW-D-0002, HW-D-0006, HW-D-0009, HW-D-0013, HW-D-0016, HW-D-0017, HW-D-0020, HW-D-0021, HW-D-0022, HW-D-0023, HW-D-0025, HW-D-0026, HW-D-0027, HW-D-0028, HW-D-0029, HW-D-0030, HW-D-0031, HW-D-0034, HW-D-0038, HW-D-0039, HW-D-0040, HW-D-0042, HW-D-0043, HW-D-0044, HW-D-0045, HW-D-0046, HW-D-0047, HW-D-0049, HW-D-0050, HW-D-0051, HW-D-0052, HW-D-0054, HW-D-0055, HW-D-0058, HW-D-0059, HW-D-0062, HW-D-0064, HW-D-0067, HW-D-0069, HW-D-0072, HW-D-0073, HW-D-0075, HW-D-0079, HW-D-0086, HW-D-0087, HW-D-0088, HW-D-0089, HW-D-0091, HW-D-0092, HW-D-0099, HW-D-0100, HW-D-0101, HW-D-0102, HW-D-0103, HW-D-0104, HW-D-0105, HW-D-0106, HW-D-0107, HW-D-0108, HW-D-0118, HW-D-0122, HW-D-0123, HW-D-0127, HW-D-0128, HW-D-0131, HW-D-0136, HW-D-0137, HW-D-0139, HW-D-0140, HW-D-0143, HW-D-0146, HW-D-0149, HW-D-0152, HW-D-0153, HW-D-0154, HW-D-0156, HW-D-0157, HW-D-0160, HW-D-0166, HW-D-0168, HW-D-0170, HW-D-0171, HW-D-0172, HW-D-0173, HW-D-0174, HW-D-0177, HW-D-0178, HW-D-0185, HW-D-0186, HW-D-0187, HW-D-0188, HW-D-0190, HW-D-0192, HW-D-0199, HW-D-0200, HW-D-0201, HW-D-0204, HW-D-0205, HW-D-0206, HW-D-0208, HW-D-0211, HW-D-0218, HW-D-0220, HW-D-0221, HW-D-0222, HW-D-0246, HW-D-0248, HW-D-0252, HW-D-0253, HW-D-0258, HW-D-0259, HW-D-0263, HW-D-0265, HW-D-0278, HW-D-0279, HW-D-0297, HW-D-0298, HW-D-0299, HW-D-0335, HW-D-0336, HW-D-0337, HW-D-0338, HW-D-0354, HW-D-0357, HW-D-0358, HW-D-0359, HW-D-0363, HW-D-0365, HW-D-0366, HW-D-0367, HW-D-0377, HW-D-0378, HW-D-0380, HW-D-0381, HW-D-0384, HW-D-0385, HW-D-0388, HW-D-0389, HW-D-0391, HW-D-0395, HW-D-0396, HW-D-0404, HW-D-0405, HW-D-0406, HW-D-0407, HW-D-0408, HW-D-0409, HW-D-0410, HW-D-0411, HW-D-0412, HW-D-0413, HW-D-0414, HW-D-0415, HW-D-0416, HW-D-0417, HW-D-0441, HW-D-0442, HW-D-0447, HW-D-0456, HW-D-0457, HW-D-0460, HW-D-0465, HW-D-0467, HW-D-0468, HW-D-0478, HW-D-0479, HW-D-0524, HW-D-0531, HW-D-0536, HW-D-0538, HW-D-0539, HW-D-0540, HW-D-0542, HW-D-0546, HW-D-0547, HW-D-0548, HW-D-0549, HW-D-0553, HW-D-0560, HW-D-0561, HW-D-0562, HW-D-0564, HW-D-0566, HW-D-0567, HW-D-0568, HW-D-0569, HW-D-0570, HW-D-0571, HW-D-0572, HW-D-0577, HW-D-0578, HW-D-0580,



Bruce Mahrenholz, Director North American Certification Program

UL LLC

Any information and documentation involving UL Mark services are provided on behalf of UL LLC (UL) or any authorized licensee of UL. For questions, please contact a local UL Customer Service Representative at <http://ul.com/aboutul/locations/>



CERTIFICATE OF COMPLIANCE

Certificate Number 20151218-R10905
Report Reference R10905
Issue Date 2015-December-18

Type SAF mineral wool batts for use in Joint System Nos. HW-D-0582, HW-D-0583, HW-D-0584, HW-D-0590, HW-D-0591, HW-D-0597, HW-D-0612, HW-D-0614, HW-D-0617, HW-D-0619, HW-D-0631, HW-D-0633, HW-D-0634, HW-D-0635, HW-D-0636, HW-D-0639, HW-D-0640, HW-D-0642, HW-D-0643, HW-D-0644, HW-D-0645, HW-D-0649, HW-D-0650, HW-D-0661, HW-D-0662, HW-D-0687, HW-D-0697, HW-D-0698, HW-D-0702, HW-D-0703, HW-D-0704, HW-D-0725, HW-D-0726, HW-D-0735, HW-D-0740, HW-D-0741, HW-D-0742, HW-D-0743, HW-D-0747, HW-D-0748, HW-D-0750, HW-D-1001, HW-D-1002, HW-D-1003, HW-D-1004, HW-D-1005, HW-D-1006, HW-D-1007, HW-D-1010, HW-D-1013, HW-D-1014, HW-D-1015, HW-D-1016, HW-D-1020, HW-D-1021, HW-D-1022, HW-D-1023, HW-D-1024, HW-D-1028, HW-D-1032, HW-D-1033, HW-D-1034, HW-D-1037, HW-D-1040, HW-D-1042, HW-D-1044, HW-D-1045, HW-D-1050, HW-D-1060, HW-D-1066, HW-D-1067, HW-D-1068, HW-D-1069, HW-D-1070, HW-D-1073, HW-D-1074, HW-D-1075, HW-D-1076, HW-D-1077, HW-D-1079, HW-D-1080, HW-D-1089, HW-D-1094, HW-D-1097, HW-D-1102, HW-D-1103, HW-D-1104, HW-D-1110, HW-S-0001, HW-S-0009, HW-S-0010, HW-S-0053, HW-S-0054, HW-S-0080, HW-S-0083, HW-S-1015, WW-D-0013, WW-D-0018, WW-D-0019, WW-D-0020, WW-D-0063, WW-D-1001, WW-D-1002, WW-D-0022, WW-D-0089, WW-D-0090, WW-D-0103, WW-D-0171, WW-D-0140, WW-D-0141, WW-D-1003, WW-D-1004, WW-D-1005, WW-D-1006, WW-D-1007, WW-D-1010, WW-D-1015, WW-D-1016, WW-D-1023, WW-D-1027, WW-D-1036, WW-D-1037, WW-D-1042, WW-D-1047, WW-D-1089, WW-D-1090, WW-D-1091, WW-D-1128, WW-D-1129, WW-S-0064, WW-S-1035.

TYPE SAF MINERAL WOOL BATTS FOR USE IN PERIMETER FIRE CONTAINMENT SYSTEM NOS. CW-D-1001, CW-D-1002, CW-D-1003, CW-D-1004, CW-D-1005, CW-D-1006, CW-D-1007, CW-D-1008, CW-D-1009, CW-D-1010, CW-D-1011, CW-D-1012, CW-D-1013, CW-D-1014, CW-D-1015, CW-D-1016, CW-D-1017, CW-D-1018, CW-D-1019, CW-D-1020, CW-D-1021, CW-D-1022, CW-D-1023, CW-D-1028, CW-D-1029, CW-D-1030, CW-D-2001, CW-D-2002, CW-D-2003, CW-D-2005, CW-D-2006, CW-D-2008, CW-D-2009, CW-D-2010, CW-D-2011, CW-D-2012, CW-D-2013, CW-D-2036, CW-D-2037, CW-D-2038, CW-D-2039, CW-D-2040, CW-D-2041, CW-D-2042, CW-D-2046, CW-D-2047, CW-D-2048, CW-D-2049, CW-D-2050, CW-D-2051, CW-D-2052, CW-D-2055, CW-D-2056, CW-D-2057, CW-D-2058, CW-D-2059, CW-D-2063, CW-D-2064, CW-D-2065, CW-D-2066, CW-S-0001, CW-S-0002, CW-S-0003, CW-S-0004, CW-S-1001, CW-S-1002, CW-S-1003, CW-S-1007, CW-S-1010, CW-S-1016, CW-S-1017, CW-S-1020, CW-S-1022, CW-S-1023, CW-S-1024, CW-S-1025, CW-S-1026, CW-S-2001, CW-S-2002, CW-S-2003, CW-S-2006, CW-S-2008, CW-S-2014, CW-S-2021, CW-S-2022, CW-S-2023, CW-S-2025, CW-S-2029, CW-S-2034, CW-S-2035, CW-S-2036, CW-S-2058, CW-S-2059, CW-S-2060, CW-S-2061, CW-S-2062, CW-S-2064, CW-S-2065, CW-S-2066.

TYPE SAF MINERAL WOOL BATTS FOR USE IN THROUGH-PENETRATION FIRESTOP SYSTEM NOS. C-AJ-1020, C-AJ-1081, C-AJ-3045, W-L-1027, W-L-1039, W-L-1064, W-L-1065, W-L-2023, W-L-2036, W-L-3023, W-L-3034, W-L-7001, W-L-7002.

TOPSTOP MINERAL WOOL DECK PLUGS TYPE SAF BATTS FOR USE IN JOINT SYSTEM NOS. HW-D-0001, HW-D-0002, HW-D-0020, HW-D-0022, HW-D-0034, HW-D-0039, HW-D-0043, HW-D-0086, HW-D-0088, HW-D-0160, HW-D-0161, HW-D-0456, HW-D-0612, HW-D-0644.



Bruce Mahrenholz, Director North American Certification Program

UL LLC

Any information and documentation involving UL Mark services are provided on behalf of UL LLC (UL) or any authorized licensee of UL. For questions, please contact a local UL Customer Service Representative at <http://ul.com/aboutul/locations/>



Material Information Statement

Articles

According to Regulation (EC) 1907/2006, Article 32
Revision: 11.08.2021

Version: 20

1 Identification of the articles and of the company undertaking

1.1 Product identifier

Trade name:

- Firestop Bandage CFS-B / CP 646
- Firestop Back Pan Strip CFS-BPS
- Firestop Block CFS-BL / CFS-BL P
- Firestop Board CP 675
- Firestop Boot CFS-BO
- Firestop Box Insert
- Firestop Cable Collar CFS-CC / CFS-RCC / CFS-RCC EXT
- Firestop Cable Module CFS-T
- Firestop Cast-in device and accessories CP 680 / CP 681 / CFS-CID / CFS-CID MD P/M/ CFS-CID MD HS GUI / CFS-CID MD PLT W2/W3 / CFS-CID MD HS / CFS-CID ARB TE-Y / CFS-CID ARB TE-C
- Firestop Coated Board CFS-CT B / CP670 / CP673 / CP676
- Firestop Collar CFS-C / CFS-C P
- Firestop Collar CP 643 / CP 644
- Firestop Composite Sheet CFS-COS
- Firestop Cord CFS-CO
- Firestop Cushion CP 651N
- Firestop Drop-In Device CFS-DID
- Firestop Edge of Slab QuickSeal CFS-EOS QS
- Firestop Endless Collar CFS-C EL
- Firestop Filler Module CFS-T FB
- Firestop Gangplate CFS-SL GP
- Firestop Module Box CFS-MB / CP 657
- Firestop Plug CFS-PL / CP 658
- Firestop Plug Seal CFS-T RR / CFS-T RRS
- Firestop Retrofit Sleeve CFS-SL RK
- Firestop Sleeve CP 645
- Firestop Sleeve Kit CFS-SL SK
- Firestop Speed Sleeve CFS-SL / CFS-SL GA / CP 653
- Firestop Top Track Seal CFS-TTS
- Firestop Top Track Seal CFS-TTS MD
- Firestop Top Track Cover CFS-TTS MD C
- Firestop Top Track Plug CFS-TTS MD P
- Firestop Top Track Seal CFS-TTS 212
- Firestop Top Track Seal CFS-TTS R
- Firestop Wedge Seal CFS-T WD120
- Firestop Wrap Strip CFS-W EL / SG / P / CP 648
- Foil Tapes CS-FT
- Intumescent façade cavity closer CP674
- Joint Sealing Tapes CS-JST
- Mineral Wool
- Mineral Wool Boards
- Multifunctional Tapes CS-MFT
- Pre-coated Mineral Wool Boards
- Smoke & Acoustic Track Seal CS-TTS SA
- Speed Plug CP 777
- Speed Strip CP 767

1.2 Application of the listed articles

Construction industry.

Refer to Hilti product literature, technical data sheets, 3rd party published listings and national approvals for specific application information. For more details, please contact your local Hilti organization through <http://www.hilti.group>

1.3 Manufacturer / Supplier

Hilti AG
Feldkircherstr. 100
FL-9494 Schaan
Liechtenstein

Customer Service
Phone +423 (0)844 84 84 85
Fax +423 (0)844 84 84 86

2 Other information

A Safety Data Sheet is not required due to the classification of these products as "articles" according to Regulation (EC) No. 1907/2006 of 18 December 2006 (EU) / 29CFR 1910.1200 (U.S.A.). Consequently, these products are exempted from CLP / OSHA Labeling and SDS requirements.

These data are based on our present knowledge. However, they shall not constitute a guarantee for any specific product features and shall not establish a legally valid contractual relationship.

Informing department:
chemicals.hse@hilti.com



July 19, 2021

To Whom It May Concern:

Re: **Hilti Mineral Wool-LEED Information**

Item Number:

236993

The Hilti Mineral Wool is manufactured in Wabash, Indiana.

The post-consumer recycled content in the Hilti Mineral Wool is 0%. The pre-consumer recycled content in the Hilti Mineral Wool is 90%. There is no detectable VOC content in this product.

Hilti Mineral Wool is not regulated as a hazardous waste by the Federal EPA Standards. The regulations for the disposal of non-regulated industrial waste can vary from state to state and even city to city. For this reason, you should consult your local and state regulatory agencies for direction on disposal.

Please feel free to contact me at (918) 872-3704 if you have questions.

Sincerely,

Jerry Metcalf MPH, CHMM
Sr. Manager, Safety/Environmental
Hilti Inc.
918 872 3704
jerry.metcalf@hilti.com

Rev. Date: 7/16/21

The manufacturing plant location on this certificate has been provided for LEEDS reporting purposes only. It should never be used for Country of Origin certification or a representation of compliance/non-compliance with Buy American or Buy America requirements, as those requirements differ.

The manufacturing plant location(s) identified on the certificate represent standard Hilti catalog products only. "Specially" produced non-catalog Hilti products may have differing manufacturing plant locations.

Contact your Hilti representative in cases of "specially" produced products for a custom LEEDS certificates.

Hilti, Inc.
5400 South 122nd East Avenue
Tulsa, OK 74146

1-800-879-8000
www.hilti.com