



**Project:**

---

**Company**

---

**Phone:**

---

**Email:**

---

**Date:**





Hilti, Inc.  
7250 Dallas Parkway, Suite 1000  
US-Plano, TX 75024  
U.S.A.  
October 4, 2023

To Whom it May Concern

Hilti CP 680 Firestop Cast in Device are being discontinued and replaced by Hilti CFS-CID U Firestop Cast in Device. We have created new UL Systems for our new portfolio. The chart below details each new CFS-CID U UL system and what CP 680 System it is replacing. Both devices are tested in accordance with UL 1479, ASTM E 814, ASTM G21. Additional product data including all UL systems are available on our website at [www.hilti.com](http://www.hilti.com). Ensure all requirements of the UL System listing and manufactures installation instructions were met. Contact us with any questions.

<b>CFS-CID U System Name</b>	<b>CP 680 System Comparison</b>	<b>Penetrant(s)</b>	<b>Countries</b>
F-A-0048	F-A-0006	Blank	US/Canada
F-A-0049	F-A-0014	Blank	US/Canada
F-A-1222	F-A-1017	Max 6" Steel, Cast or Ductile Iron, Steel Conduit, Copper or Max 4" EMT	US/Canada
F-A-1223	F-A-1022	Max. qt 5: 1" Steel Conduit, EMT, Steel Pipe, Cast or Ductile Iron Pipe or Copper	US/Canada
F-A-1224	F-A-1023	Max Qty 2: One Max 3" and One Max 2": Steel Conduit, EMT, Steel Pipe, Cast or Ductile Iron Pipe or Copper	US/Canada
F-A-1225	F-A-1066	Max Qty 4: Max 1-1/2" Steel, Steel Conduit, EMT or Max 1" Copper	US/Canada
F-A-1226	F-A-1106	Max 6" Steel, Cast or Ductile Iron, Steel Conduit or Max 4" EMT	US/Canada
F-A-1227	F-A-1207	Max 4" Steel, Cast or Ductile Iron, Steel Conduit or EMT	US/Canada
F-A-2416	F-A-2012 (CA)	Max 4" PVC, CPVC, Aquarise CPVC, ABS, FRPP, RNC or System 15 PVC	Canada Only
F-A-2417	F-A-2013 (CA)	Nom 2" PEX	Canada Only
F-A-2411	F-A-2054	Max 6" PVC, CPVC, RNC, or Max 4" PEX	US Only
F-A-2412	F-A-2066	Max 6" FRPP or Max 4" ABS	US Only
F-A-2405	F-A-2072	3 or 4" PVC or ABS	US Only
F-A-2406	F-A-2103	Max Qty 3: Max 2" PVC, CPVC or Max 1" ENT	US Only
F-A-2407	F-A-2142	Max 4" Bundle of PEX	US Only
F-A-2408	F-A-2205	Max 2" PVC, CPVC, or PEX with 1", 1-1/2" or 2" Glass Fiber	US Only
F-A-2409	F-A-2270	Max 4" PP-R Aquatherm Greenpipe SDR 7.4	US Only

F-A-2410	F-A-2093	Max 2" PVC	US Only
F-A-2413	F-A-2092	Max 6" PVC or CPVC	US Only
F-A-2414	F-A-2145	Max 2" SDR11 CPVC or Max 3" SDR13.5 CPVC	US Only
F-A-2418	F-A-2240 (CA)	Max 4" XFR or PVC-HR	Canada Only
F-A-3090	F-A-3001	Cable Bundle	Canada Only
F-A-3091	F-A-3007	Cable Bundle	US/Canada
F-A-3092	F-A-3034	500 KCMIL Copper Conductor Control Cable	US/Canada
F-A-3093	F-A-3060	Cable Bundles	US/Canada
F-A-5083	F-A-5016	Max 4" Steel, Cast or Ductile Iron, Copper with Nom 3/4" or 1" AB/PVC	US/Canada
F-A-5084	F-A-5018	Max 4" Steel, Cast or Ductile Iron, or Copper with Nom 1, 1-1/2 or 2" Glass Fiber	US/Canada
F-A-5085	F-A-5062	Max 4" Cast or Ductile Iron, Max 2" Steel or Copper with Nom 1-1/2" Glass Fiber	US/Canada
F-A-7026	F-A-7018	Max 6" Sheet Metal Duct	US/Canada
F-A-8068	F-A-8016	Max Qty 4: Two with Max 1", Two with Max 1/2" Max 1" Steel, Cast or Ductile Iron, EMT, Steel Conduit or Copper Max Qty 1: Max 1-1/4" PVC or CPVC Max Qty 2: Cables 3/4" with AB/PVC on Metallic Pipe Over 1/2"	US/Canada
F-A-8069	F-A-8023	Max 2" Steel, Cast or Ductile Iron, Steel Conduit or EMT Max Qty 2: Max 2" ENT Max 2" Cable Bundle	US/Canada
F-B-1041	F-B-1009	Max 4" Steel, or Cast or Ductile Iron	US/Canada
F-B-1042	F-B-1010	Max 6" Steel, Cast or Ductile Iron, Steel Conduit or EMT	US/Canada
F-B-1043	F-B-1033	Nom 3" or 4" Steel, Cast or Ductile Iron	US/Canada
F-B-2079	F-B-2013	Max 4" PVC	US Only
F-B-2080	F-B-2041	Max Qty 2: Max 2" Aquatherm Fusiotherm or PEX	US/Canada
F-B-2081	F-B-2033	Max 4" PVC or CPVC Max 4" Metallic Above Slab	US/Canada
F-B-2082	F-B-2034	Max 1-1/2" Polypropylene (Variety of Brands)	US/Canada
F-B-2083	F-B-2040	Max 1-1/2" Polypropylene (Variety of Brands)	US/Canada

Best regards,

*James Barton*

James Barton  
Firestop Product Manager - Firestop  
Hilti North America

Design/System/Construction/Assembly Usage Disclaimer

- Authorities Having Jurisdiction should be consulted in all cases as to the particular requirements covering the installation and use of UL Certified products, equipment, system, devices, and materials.
- Authorities Having Jurisdiction should be consulted before construction.
- Fire resistance assemblies and products are developed by the design submitter and have been investigated by UL for compliance with applicable requirements. The published information cannot always address every construction nuance encountered in the field.
- When field issues arise, it is recommended the first contact for assistance be the technical service staff provided by the product manufacturer noted for the design. Users of fire resistance assemblies are advised to consult the general Guide Information for each product category and each group of assemblies. The Guide Information includes specifics concerning alternate materials and alternate methods of construction.
- Only products which bear UL's Mark are considered Certified.

XHEZ - Through-penetration Firestop Systems

XHEZ7 - Through-penetration Firestop Systems Certified for Canada

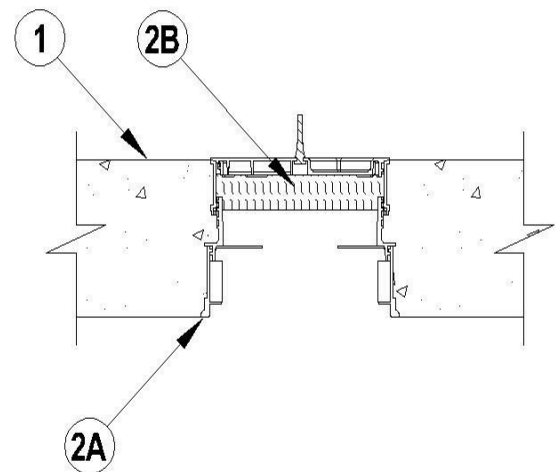
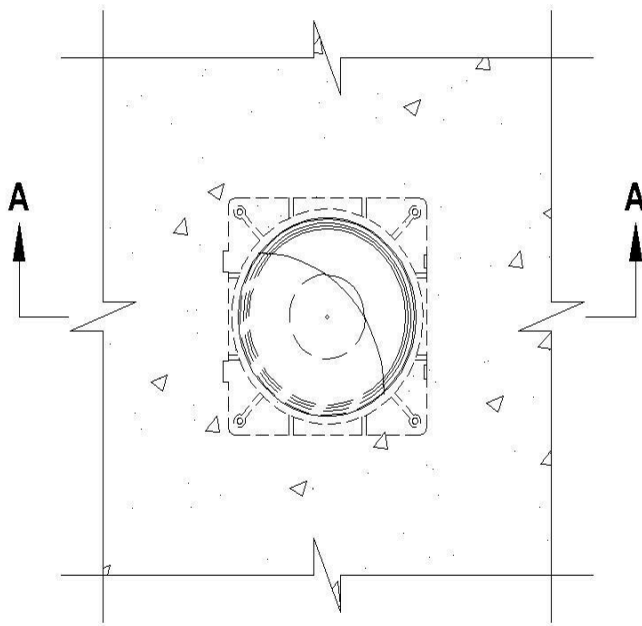
[See General Information for Through-penetration Firestop Systems](#)

[See General Information for Through-penetration Firestop Systems Certified for Canada](#)

System No. **F-A-0049**

March 11, 2024

ANSI/UL1479 (ASTM E814)	CAN/ULC S115
F Rating — 3 Hr	F Rating — 3 Hr
T Rating — 3 Hr	FT Rating — 3 Hr
	FH Rating — 3 Hr
	FTH Rating — 3 Hr



**SECTION A-A**

1. **Floor Assembly** — Min 4-1/2 in. (114 mm) thick reinforced lightweight or normal weight (100-150 pcf or 1600-2400 kg/m<sup>3</sup>) concrete.

2. **Firestop System** — The firestop system shall consist of the following:

A. **Firestop Device\*** — Cast in place firestop device with optional accessories including sleeve extensions permanently embedded during concrete placement or grouted in concrete assembly in accordance with accompanying installation instructions with a max 2 in. (51 mm) projection above the top surface of the floor. Firestop Device lid to remain threaded into top of device.

**HILTI CONSTRUCTION CHEMICALS, DIV OF HILTI INC** — CFS-CID U 2", CFS-CID U 2" CA, CFS-CID U 3", CFS-CID U 4"

B. **Packing Material** — Prior to threading firestop device cap Min 1 in. (25 mm) thickness of min 4 pcf mineral wool batt insulation firmly packed within the top of device (Item 2A), such that it sits flush with bottom of device cap.

\* Indicates such products shall bear the UL or cUL Certification Mark for jurisdictions employing the UL or cUL Certification (such as Canada), respectively.

Last Updated on 2024-03-11

The appearance of a company's name or product in this database does not in itself assure that products so identified have been manufactured under UL Solutions' Follow - Up Service. Only those products bearing the UL Mark should be considered to be Certified and covered under UL Solutions' Follow - Up Service. Always look for the Mark on the product.

UL Solutions permits the reproduction of the material contained in Product iQ subject to the following conditions: 1. The Guide Information, Assemblies, Constructions, Designs, Systems, and/or Certifications (files) must be presented in their entirety and in a non-misleading manner, without any manipulation of the data (or drawings). 2. The statement "Reprinted from Product iQ with permission from UL Solutions" must appear adjacent to the extracted material. In addition, the reprinted material must include a copyright notice in the following format: "©2024 UL LLC."

Design/System/Construction/Assembly Usage Disclaimer

- Authorities Having Jurisdiction should be consulted in all cases as to the particular requirements covering the installation and use of UL Certified products, equipment, system, devices, and materials.
- Authorities Having Jurisdiction should be consulted before construction.
- Fire resistance assemblies and products are developed by the design submitter and have been investigated by UL for compliance with applicable requirements. The published information cannot always address every construction nuance encountered in the field.
- When field issues arise, it is recommended the first contact for assistance be the technical service staff provided by the product manufacturer noted for the design. Users of fire resistance assemblies are advised to consult the general Guide Information for each product category and each group of assemblies. The Guide Information includes specifics concerning alternate materials and alternate methods of construction.
- Only products which bear UL's Mark are considered Certified.

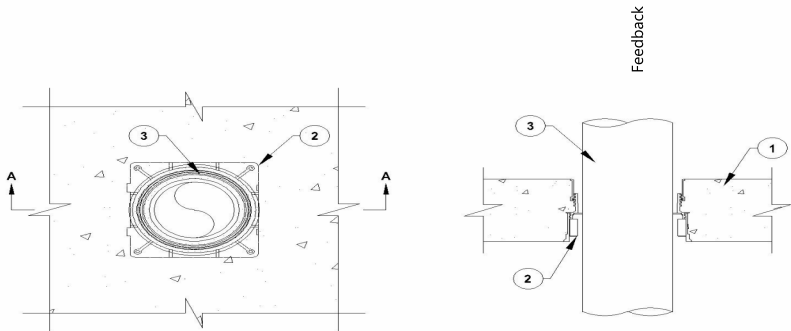
XHEZ - Through-penetration Firestop Systems

XHEZ7 - Through-penetration Firestop Systems Certified for Canada

[See General Information for Through-penetration Firestop Systems](#)  
[See General Information for Through-penetration Firestop Systems Certified for Canada](#)

System No. F-A-1222  
September 21, 2023

ANSI/UL1479 (ASTM E814)	CAN/ULC S115
F Rating — 3 Hr	F Rating — 3 Hr
T Rating — 0 Hr	FT Rating — 0 Hr
L Rating At Ambient — Less Than 1 CFM/sq ft (See Item 3)	FH Rating — 3 Hr
L Rating At 400 F — Less Than 1 CFM/sq ft (See Item 3)	FTH Rating — 0 Hr
W Rating — Class 1 (See Item 4)	L Rating At Ambient — Less Than 1 CFM/sq ft (See Item 3)
	L Rating At 400 F — Less Than 1 CFM/sq ft (See Item 3)



1. **Floor Assembly** — Min 4-1/2 in. (114 mm) thick reinforced lightweight or normal weight (100-150 pcf or 1600-2400 kg/m<sup>3</sup>) concrete.
2. **Firestop Device\*** — Cast in place firestop device, with optional accessories including sleeve extensions, permanently embedded during concrete placement or grouted in concrete floor assembly in accordance with accompanying installation instructions. The devices may extend a max of 2 in. (51 mm) above the top surface of the concrete.
- HILTI CONSTRUCTION CHEMICALS, DIV OF HILTI INC** — CFS-CID U 2", CFS-CID U 2" CA, CFS-CID U 3", CFS-CID U 4", CFS-CID U 6"
3. **Through Penetrants** — One metallic pipe, conduit or tubing to be installed within the firestop device. Pipe, conduit or tubing to be rigidly supported on both sides of floor assembly. The following types of pipe, conduit or tubing may be used:
- A. **Steel Pipe** — Nom 6 in. (152 mm) diam (or smaller) Schedule 10 (or heavier) steel pipe.
  - B. **Iron Pipe** — Nom 6 in. (152 mm) diam (or smaller) cast or ductile iron pipe.
  - C. **Conduit** — Nom 6 in. (152 mm) diam (or smaller) rigid steel conduit.

- D. **Conduit** — Nom 4 in. (102 mm) diam (or smaller) steel electrical metallic tubing.
- E. **Copper Tubing** — Nom 6 in. (152 mm) diam (or smaller) Type L (or heavier) copper tubing.
- F. **Copper Pipe** — Nom 6 in. (152 mm) diam (or smaller) Regular (or heavier) copper pipe.

The firestop device and metallic penetrant shall be sized as follows:

Nom Pipe Diameter +	Firestop Device
1-1/4 to 2 in. (32 to 51 mm)	CFS-CID U 2", CFS-CID U 2" CA
2- to 3 in. (51 to 76 mm)	CFS-CID U 3"
3 to 4 in. (76 to 102 mm)	CFS-CID U 4"
6 in. (152 mm)	CFS-CID U 6"

+ When metallic pipes of diameters smaller than those shown above are installed within the device, CP618 Firestop Putty Stick (Item 4) or mineral wool insulation (item 4a) shall be installed within the device.

Refer to W & L Rating table below

4. **Fill, Void or Cavity Material\* - Putty (Optional, Not Shown)** — Min 1 in. (25 mm) thickness of fill material applied within annulus flush with top surface of device.

**HILTI CONSTRUCTION CHEMICALS, DIV OF HILTI INC** — CP 618 Firestop Putty Stick

4A. **Packing Material (Optional, Not Shown)** — As an alternate to Item 4, min 4 in. (102 mm) thickness of min 4 pcf (64 kg/m<sup>3</sup>) mineral wool insulation firmly packed to the fullest extent possible within annulus flush with top surface of device. When optional sealant (item 5) is used top surface of packing material to be recessed min ¼ in (6mm) from top surface of floor.

5. **Fill, Void or Cavity Material\* — Sealant** — (Optional, Not Shown) — Min 1/4 in. (6 mm) thickness of sealant applied within the annulus, flush with the top surface of device. A Min 1/2 in. (13 mm) thickness of sealant applied within the annulus, flush with the top surface of device to attain W-Rating.

**HILTI CONSTRUCTION CHEMICALS, DIV OF HILTI INC** — CFS-S SIL GG or CFS-S SIL SL Sealant

The W-Rating and L Ratings apply according to the Table Below

Device size	Penetrant with (IPS) Diam in. (mm)	Penetrant with (CTS) Diam in. (mm)	W RATING	L Rating
CFS-CID U 2", CFS-CID U 2" CA	1-1/4 to 2 (32 to 51)	1-1/2 to 2 (38 to 51)	YES	YES
CFS-CID U 2", CFS-CID U 2" CA	≤2 (51)	≤2 (51)	YES, with Items 4a & 5 Above	YES, with Items 4a & 5 Above
CFS-CID U 3"	2 to 3 (51 to 76)	2-1/2 to 3 (64 to 76)	YES	YES
CFS-CID U 3"	≤3 (75)	≤3 (75)2 (51)	YES, with Items 4a & 5 Above	YES, with Items 4a & 5 Above
CFS-CID U 4"	≤4(102)	≤4 (102)	YES, with Items 4a & 5 Above	YES, with Items 4a & 5 Above
CFS-CID U 6"	≤6 (152)	≤6 (152)	YES, with Items 4a & 5 Above	YES, with Items 4a & 5 Above

Feedback

6. **Pipe Tee Fitting System** — (Optional, Not Shown) — For use with Iron Pipe (Item 3B) only, One nom 6 in. (152 mm) diam (or smaller) PVC TESTRITE TEE Fitting (matched to penetrant diameter). The PVC TESTRITE TEE Fitting is secured to metallic penetrant (Item 3B) with compression type pipe coupling elastomeric gasket with stainless steel jacket and stainless steel band clamps for use in vented (drain, waste or vent) iron pipe systems. Installed (Item 3B) penetrant shall extend a minimum of 6 in. (152 mm) above the surface of the floor and minimum 12 in. (302 mm) below the bottom surface of the floor above assembly.

**\* Indicates such products shall bear the UL or cUL Certification Mark for jurisdictions employing the UL or cUL Certification (such as Canada), respectively.**

Last Updated on 2023-09-19

The appearance of a company's name or product in this database does not in itself assure that products so identified have been manufactured under UL Solutions' Follow - Up Service. Only those products bearing the UL Mark should be considered to be Certified and covered under UL Solutions' Follow - Up Service. Always look for the Mark on the product.

UL Solutions permits the reproduction of the material contained in Product iQ subject to the following conditions: 1. The Guide Information, Assemblies, Constructions, Designs, Systems, and/or Certifications (files) must be presented in their entirety and in a non-misleading manner, without any manipulation of the data (or drawings). 2. The statement "Reprinted from Product iQ with permission from UL Solutions" must appear adjacent to the extracted material. In addition, the reprinted material must include a copyright notice in the following format: "©2023 UL LLC."



Design/System/Construction/Assembly Usage Disclaimer

- Authorities Having Jurisdiction should be consulted in all cases as to the particular requirements covering the installation and use of UL Certified products, equipment, system, devices, and materials.
- Authorities Having Jurisdiction should be consulted before construction.
- Fire resistance assemblies and products are developed by the design submitter and have been investigated by UL for compliance with applicable requirements. The published information cannot always address every construction nuance encountered in the field.
- When field issues arise, it is recommended the first contact for assistance be the technical service staff provided by the product manufacturer noted for the design. Users of fire resistance assemblies are advised to consult the general Guide Information for each product category and each group of assemblies. The Guide Information includes specifics concerning alternate materials and alternate methods of construction.
- Only products which bear UL's Mark are considered Certified.

XHEZ - Through-penetration Firestop Systems

XHEZ7 - Through-penetration Firestop Systems Certified for Canada

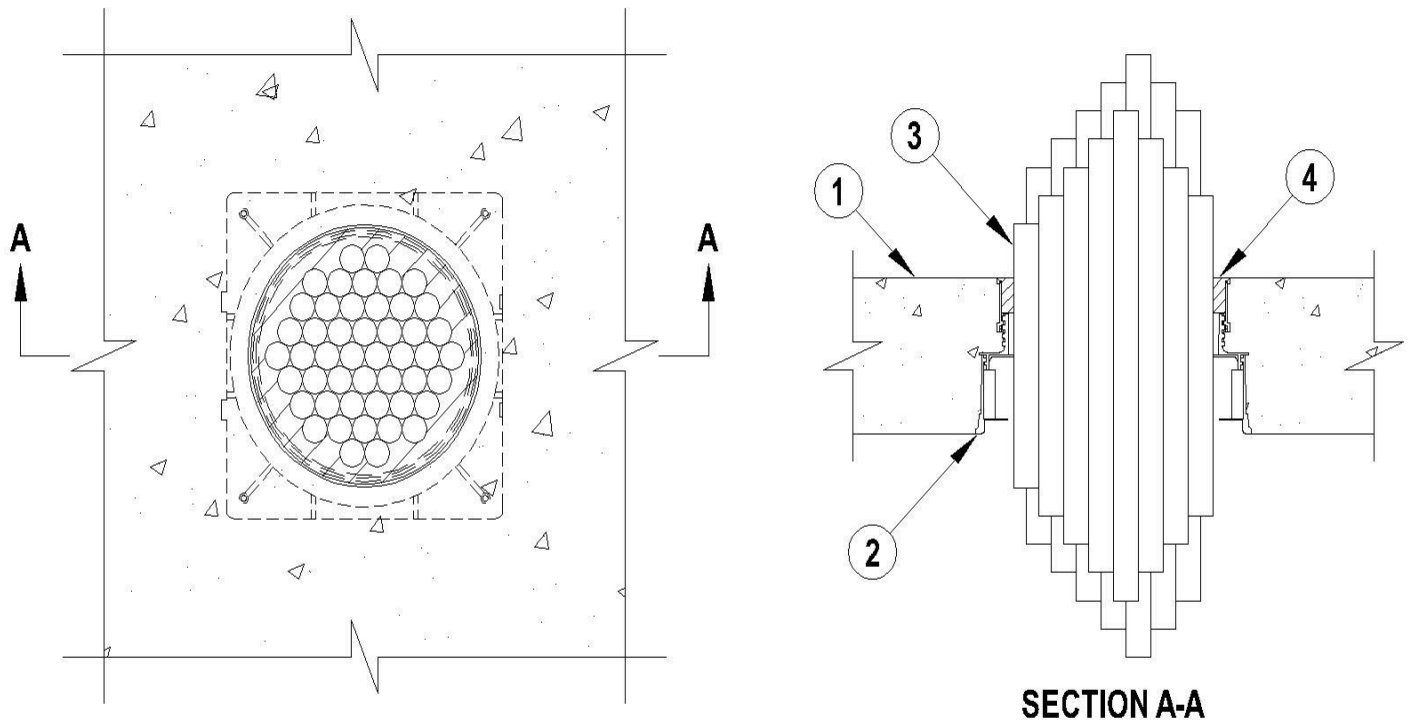
[See General Information for Through-penetration Firestop Systems](#)

[See General Information for Through-penetration Firestop Systems Certified for Canada](#)

System No. F-A-3091

May 20, 2024

ANSI/UL1479 (ASTM E814)	CAN/ULC S115
F Rating — 3 Hr	F Rating — 3 Hr
T Rating — 0, 1/4, 1/2 Hr (See Items 3 and 4)	FT Rating — 0, 1/4, 1/2 Hr (See Items 3 and 4)
	FH Rating — 3 Hr
	FTH Rating — 0, 1/4, 1/2 Hr (See Items 3 and 4)



1. **Floor Assembly** — Min 4-1/2 in. (114 mm) thick reinforced lightweight or normal weight (100-150 pcf or 1600-2400 kg/m<sup>3</sup>) concrete.

2. **Firestop Device\*** — Cast in place firestop device with optional accessories including sleeve extensions permanently embedded during concrete placement in accordance with accompanying installation instructions with a max 2 in. (51 mm) projection above the top surface of the concrete.

**HILTI CONSTRUCTION CHEMICALS, DIV OF HILTI INC** — CFS-CID U 2", CFS-CID U 2" CA, CFS-CID U 3", CFS-CID U 4", CFS-CID U 6"

3. **Cables** — Cables to be rigidly supported on both sides of the assembly. Any combination of the following types and sizes of copper conductor cables may be used:

A. Max 1/C 750 kcmil (or smaller) copper conductor cable with polyvinyl chloride (PVC) insulation and jacket.

B. Max 7/C No. 12 AWG with polyvinyl chloride (PVC) insulation and jacket.

C. Max 300 pair No. 24 AWG telephone cable with PVC insulation and jacket.

D. Multiple fiber optical communication cable jacketed with PVC and having a max OD of 1/2 in. (13 mm).

E. Max 3/C No. 12 AWG with ground with polyvinyl chloride jacketed steel clad Type MC cable.

F. Through Penetrating Product\* - Any cable, metal-clad cable or armored cable Classified under the XHLY category. See Through Penetrating Product (XHLY) category in the Fire Resistance Directory for names of manufacturers.

\*T Rating is 0 hr when Item 3 F is used.

The firestop device and max cable bundle diameter shall be sized as follows:

Max Bundle Diameter	Firestop Device	T Rating-Hr
2 in. (51 mm)	CFS-CID U 2" CFS-CID U 2" CA	1/4
3 in. (76 mm)	CFS-CID U 3"	1/2
4-1/2 in. (114 mm)	CFS-CID U 4"	1/2
6-1/2 in. (165 mm)	CFS-CID U 6"	0

4. **Fill, Void or Cavity Material\* - Putty** — Min 1 in. (25 mm) thickness of fill material applied within annulus flush with top surface of device. Fill material is optional for 2-1/2 (64 mm) diam (or larger) cable bundle installed in 3 in. device and 3 in. (76 mm) diam (or larger) cable bundle installed in 4 in. device and 2 in. (51 mm) diam (or larger) cable bundle installed in 2 in. device. **The T Rating for the firestop system is 1/4 hr when fill material or packing material (Item 4 or 4A) is not used.**

**HILTI CONSTRUCTION CHEMICALS, DIV OF HILTI INC** — CP 618 Firestop Putty Stick

4A. **Packing Material (Not Shown)** — As an alternate to Item 4, min 2 in. thickness of min 4 pcf (64 kg/m<sup>3</sup>) mineral wool insulation firmly packed to the fullest extent possible within annulus flush with top surface of device.

**\* Indicates such products shall bear the UL or cUL Certification Mark for jurisdictions employing the UL or cUL Certification (such as Canada), respectively.**

Last Updated on 2024-05-20

The appearance of a company's name or product in this database does not in itself assure that products so identified have been manufactured under UL Solutions' Follow - Up Service. Only those products bearing the UL Mark should be considered to be Certified and covered under UL Solutions' Follow - Up Service. Always look for the Mark on the product.

UL Solutions permits the reproduction of the material contained in Product iQ subject to the following conditions: 1. The Guide Information, Assemblies, Constructions, Designs, Systems, and/or Certifications (files) must be presented in their entirety and in a non-misleading manner, without any manipulation of the data (or drawings). 2. The statement "Reprinted from Product iQ with permission from UL Solutions" must appear adjacent to the extracted material. In addition, the reprinted material must include a copyright notice in the following format: "©2024 UL LLC."

Design/System/Construction/Assembly Usage Disclaimer

- Authorities Having Jurisdiction should be consulted in all cases as to the particular requirements covering the installation and use of UL Certified products, equipment, system, devices, and materials.
- Authorities Having Jurisdiction should be consulted before construction.
- Fire resistance assemblies and products are developed by the design submitter and have been investigated by UL for compliance with applicable requirements. The published information cannot always address every construction nuance encountered in the field.
- When field issues arise, it is recommended the first contact for assistance be the technical service staff provided by the product manufacturer noted for the design. Users of fire resistance assemblies are advised to consult the general Guide Information for each product category and each group of assemblies. The Guide Information includes specifics concerning alternate materials and alternate methods of construction.
- Only products which bear UL's Mark are considered Certified.

XHEZ - Through-penetration Firestop Systems

XHEZ7 - Through-penetration Firestop Systems Certified for Canada

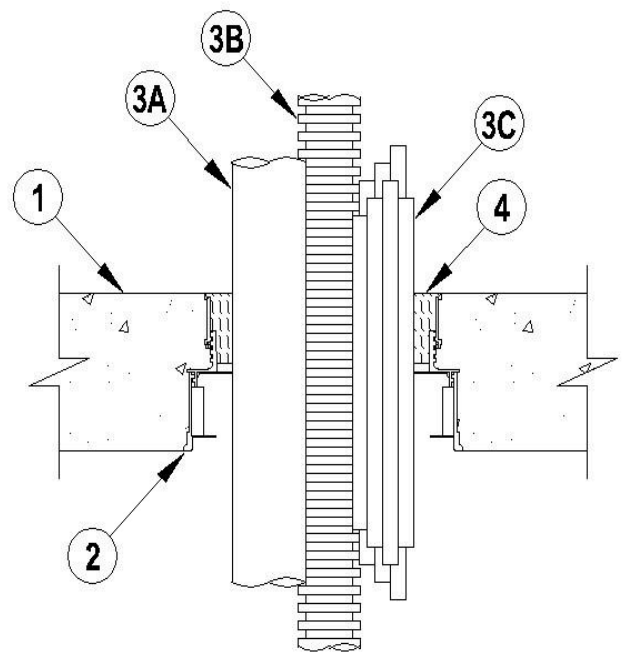
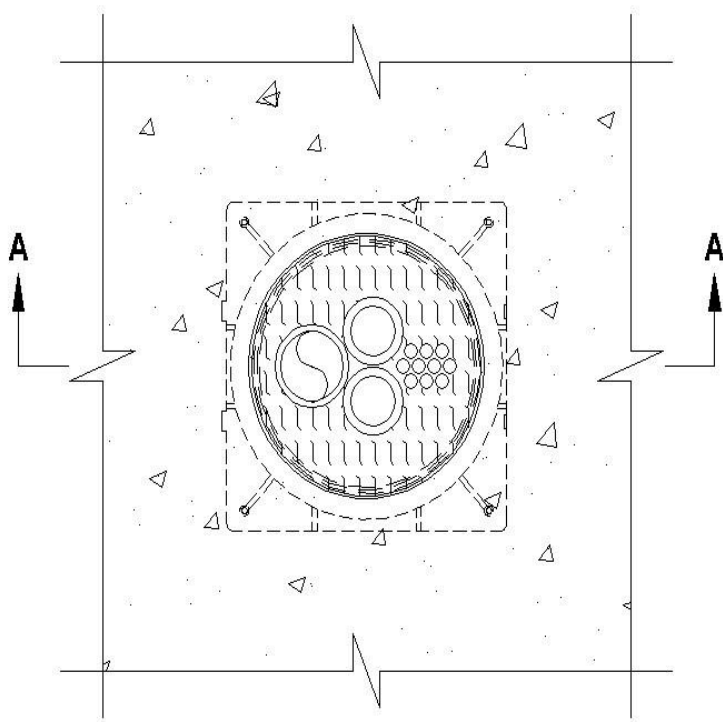
[See General Information for Through-penetration Firestop Systems](#)

[See General Information for Through-penetration Firestop Systems Certified for Canada](#)

System No. F-A-8069

March 15, 2024

ANSI/UL1479 (ASTM E814)	CAN/ULC S115
F Rating — 3 Hr	F Rating — 3 Hr
T Rating — 0 Hr	FT Rating — 0 Hr
	FH Rating — 3 Hr
	FTH Rating — 0 Hr



**SECTION A-A**

1. **Floor Assembly** — Min 4-1/2 in. (114 mm) thick reinforced lightweight or normal weight (100-150 pcf or 1600-2400 kg/m<sup>3</sup>) concrete.
2. **Firestop Device\*** — Cast in place firestop device with optional accessories including sleeve extension permanently embedded during concrete placement or grouted in concrete floor assembly in accordance with accompanying installation instructions. Device is to be trimmed flush with the top surface of the floor.

**HILTI CONSTRUCTION CHEMICALS, DIV OF HILTI INC** — CFS-CID U 2", CFS-CID U 2" CA, CFS-CID U 3", CFS-CID U 4", CFS-CID U 6"

3. **Through Penetrants** — Pipes, tubing or cable to be bundled within the device. The annular space between penetrants and the device is min 1/2 in. to max 2 in. (13 mm to max 51 mm). Penetrants to be rigidly supported on both sides of floor assembly. The following types and sizes of penetrants may be used.

3A. **Metallic Pipes** — A max of one metallic pipe installed within the device:

- A. **Steel Pipe** — Nom 2 in. (51 mm) diam (or smaller) Schedule 10 (or heavier) steel pipe.
- B. **Iron Pipe** — Nom 2 in. (51mm) diam (or smaller) cast or ductile iron pipe.
- C. **Conduit** — Nom 2 in. (51 mm) diam (or smaller) steel electrical metallic tubing or 2 in. (51 mm) diam (or smaller) steel conduit.

3B. **Electrical Nonmetallic Tubing (ENT)+** — (Not Applicable to CAN/ULC S115) — A max of two nonmetallic pipe or conduit may be used. The following types and sizes of nonmetallic pipes or conduits may be used:

- A. Nom 2 in (51mm) diam (or smaller) ENT

See **Electrical Nonmetallic Tubing (FKHU)** category in the Electrical Construction Materials Directory for names of manufacturers.

3C. **Cables** — A 2 in. (51 mm) maximum diam cable bundle consisting of the following:

- A. Maximum 7/C No. 12 AWG (or smaller) cable.
- B. Maximum 25 pair No. 24 AWG telephone cable.

4. **Packing Material** — Min 2 in. (51 mm) thickness of min 4 pcf (64 kg/m<sup>3</sup>) mineral wool batt insulation firmly packed within top of device, in the annular space between the bundle of penetrants and the edge of the device such that it is flush with the top of device.

**\* Indicates such products shall bear the UL or cUL Certification Mark for jurisdictions employing the UL or cUL Certification (such as Canada), respectively.**

+Bearing the UL Listing Mark

Last Updated on 2024-03-15

---

The appearance of a company's name or product in this database does not in itself assure that products so identified have been manufactured under UL Solutions' Follow - Up Service. Only those products bearing the UL Mark should be considered to be Certified and covered under UL Solutions' Follow - Up Service. Always look for the Mark on the product.

UL Solutions permits the reproduction of the material contained in Product iQ subject to the following conditions: 1. The Guide Information, Assemblies, Constructions, Designs, Systems, and/or Certifications (files) must be presented in their entirety and in a non-misleading manner, without any manipulation of the data (or drawings). 2. The statement "Reprinted from Product iQ with permission from UL Solutions" must appear adjacent to the extracted material. In addition, the reprinted material must include a copyright notice in the following format: "©2024 UL LLC."

## CFS-CID U ADJUSTABLE EXTENSIONS

### Product description

- For use when concrete slabs are greater than 8" thick
- Device may add up to 4" with each extension
- Quick click in connection provides a faster and more reliable connection without the need of additional material (Tape, Screw) system promotes faster, positive connection to the top of the appropriate cast-in device
- Reduces the need of cutting on or off the jobsite, helping increase productivity and safety for your project
- Can be installed on top of CFS-CID U EXT or CFS-CID U devices

### Color

- Red

### Installation instructions

- See Hilti literature or third-party listings for complete application and installation details



### Order Information

Designation	Sales pack quantity	Item number
CFS-CID U 2" ADJ	10	2368256
CFS-CID U 3" ADJ	8	2368257
CFS-CID U 4" ADJ	6	2368258
CFS-CID U 6" ADJ	1	2368259

## CFS-CID U EXTENSIONS

### Product description

- For use when concrete slabs are greater than 8" thick
- Devices add up to 6" with each extension
- Quick Click Connection system promotes faster, positive connection to the cast-in device

### Color

- Red

### Installation instructions

- See Hilti literature or third-party listings for complete application and installation details



### Order Information

Designation	Sales pack quantity	Item number
CFS-CID U 2" EXT	10	2367648
CFS-CID U 3" EXT	8	2367649
CFS-CID U 4" EXT	6	2368240
CFS-CID U 6" EXT	1	2368241

# AERATOR ADAPTERS (CFS-CID U AA)

## Product description


- Cast-in accessory to create space underneath the slab, for high or tight sovent and pipe fitting applications

## Product features

- Up to a 4-1/2" recess created in the slab to reduce final ceiling height
- Allows for vertical, horizontal and angle movement to simplify plumbing installations
- Faster and more secure click in place mechanism when connecting with CFS-CID U

## Installation instructions

- See Hilti literature or third-party listings for complete application and installation details



## Technical Data

Product dimensions (LxWxH)	2": 6.1" x 4" x 3.1" 3: 7.1" x 6" x 3.1" 4: 8.9" x 6" x 4.3"
Minimum slab thickness	8"
Color	Red
Storage	Store in dry location
Tested in accordance with	UL 1479 ASTM E 814 ASTM G21

## Order Information

Designation	Qty per package	Item number
CFS-CID AA 2"	12	2368242
CFS-CID AA 3"	10	2368243
CFS-CID AA 4"	8	2368244



# CFS-CID U STANDOFF

## Product description

- Standoff component provides a post-poured solution for water containment and riser clamp support of vertical pipe penetrations

## Product features

- Standoff component installed after the concrete is poured
- Allows floor finisher to work with less obstacles or risk of damaging pre-installed standoffs
- Designed to meet requirements for a minimum 2" standoff above substrate surface
- The completed application can provide an effective solution for fire protection, water containment and riser clamp support for vertical pipe penetrations\*
- Tested load values according to UL 203

## Areas of application

- Vertical pipe penetrations, metallic and non-metallic
- Support of vertical pipe clamps for CFS-CID U Sleeves
- Areas subject to flood or needing water containment

## Installation instructions

- See Hilti literature or third-party listings for complete application and installation details



## Technical Data\*

<b>Dimensions (height)</b>	CFS-CID SO 2": 2.5" CFS-CID SO 3": 2.5" CFS-CID SO 4": 2.5" CFS-CID SO 6": 2.5"
<b>Installed height (height above sleeve)</b>	CFS-CID SO 2": 2" CFS-CID SO 3": 2" CFS-CID SO 4": 2" CFS-CID SO 6": 2"
<b>Consistency</b>	Standoff: Metal with plastic overlay
<b>Color</b>	Red
<b>Storage temperature</b>	23 °F to 122 °F

## Load Values (maximum allowable)\* per UL 203

Metallic and non-metallic pipes	Standoff diameter	lb
	2 inch	750
	3 inch	1050
	4 inch	1500
	6 inch	2650

\*Check local codes and requirements.

# Material Information Statement

## Articles

According to Regulation (EC) 1907/2006, Article 32  
Revision: 12.09.2023

Version: 27

### 1 Identification of the articles and of the company undertaking

#### 1.1 Product identifier

Trade name:

- Bottom track seal CFS-BTS
- CFP-ES ENDO-SHIELD
- Firestop Bandage CFS-B / CFS-CB / CP 646
- Firestop Back Pan Strip CFS-BPS
- Firestop Block CFS-BL / CFS-BL P
- Firestop Board CP 675
- Firestop Boot CFS-BO
- Firestop Box Insert
- Firestop Cable Collar CFS-CC / CFS-RCC / CFS-RCC EXT
- Firestop Cable Module CFS-T
- Firestop Cast-in device and accessories CP 680 / CP 681 / CFS-CID / CFS-CID MD P/M/ CFS-CID MD HS GUI / CFS-CID MD PLT W2/W3 / CFS-CID MD HS / CFS-CID ARB TE-Y / CFS-CID ARB TE-C / CFS-CID U
- Firestop Coated Board CFS-CT B / CFS-CT HDB / CP670 / CP673 / CP676
- Firestop Collar CFS-C / CFS-C P
- Firestop Collar CP 643 / CP 644
- Firestop Composite Sheet CFS-COS
- Firestop Cord CFS-CO
- Firestop Cushion CP 651N
- Firestop Drop-In Device CFS-DID
- Firestop Edge of Slab QuickSeal CFS-EOS QS
- Firestop Endless Collar CFS-C EL
- Firestop Filler Module CFS-T FB
- Firestop Flex Seal CFS-FS
- Firestop Gangplate CFS-SL GP
- Firestop Module Box CFS-MB / CP 657
- Firestop Plug CFS-PL / CP 658
- Firestop Plug Seal CFS-T RR / CFS-T RRS
- Firestop Retrofit Sleeve CFS-SL RK
- Firestop Sleeve CP 645
- Firestop Sleeve Kit CFS-SL SK
- Firestop Modular Sleeves and accessories CFS-MSL / CFS-MSL GPP Pre-Installed Gang Plates / CFS-MSL FGR Floor Grids / CFS-MSL GCL (Ganging Clips) / CFS-MSL GPA Adjustable Gang Plates / CFS-MSL GPR Retrofit Gang Plates
- Firestop Speed Sleeve CFS-SL / CFS-SL GA / CP 653
- Firestop Top Track Seal CFS-TTS
- Firestop Top Track Seal CFS-TTS MD
- Firestop Top Track Cover CFS-TTS MD C
- Firestop Top Track Plug CFS-TTS MD P
- Firestop Top Track Seal CFS-TTS 212
- Firestop Top Track Seal CFS-TTS R
- Firestop Wedge Seal CFS-T WD120
- Firestop Wrap Strip CFS-W EL / SG / P / CP 648
- Foil Tapes CS-FT
- Intumescent façade cavity closer CP674
- Joint Sealing Tapes CS-JST
- Mineral Wool
- Mineral Wool Boards
- Multifunctional Tapes CS-MFT
- Pre-coated Mineral Wool Boards
- Smoke & Acoustic Track Seal CS-TTS SA
- Speed Plug CP 777
- Speed Strip CP 767

#### 1.2 Application of the listed articles

Construction industry.

Refer to Hilti product literature, technical data sheets, 3rd party published listings and national approvals for specific application information. For more details, please contact your local Hilti organization through <http://www.hilti.group>

#### 1.3 Manufacturer / Supplier

##### Hilti AG

Feldkircherstr. 100  
FL-9494 Schaan  
Liechtenstein

##### Customer Service

Phone +423 (0)844 84 84 85  
Fax +423 (0)844 84 84 86

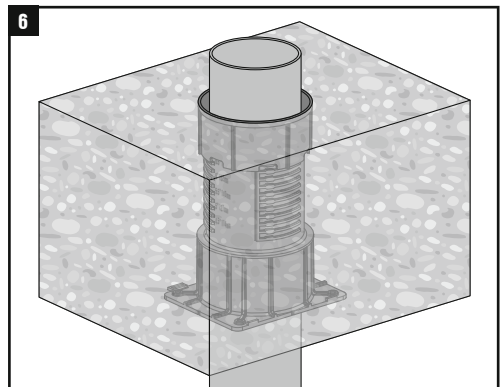
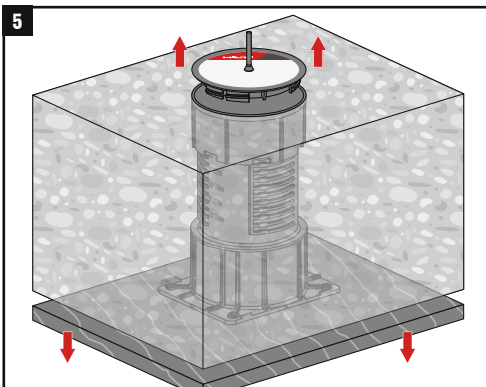
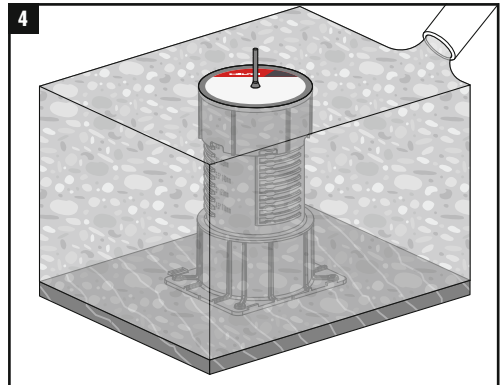
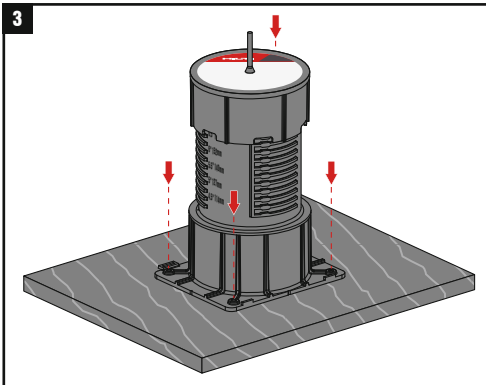
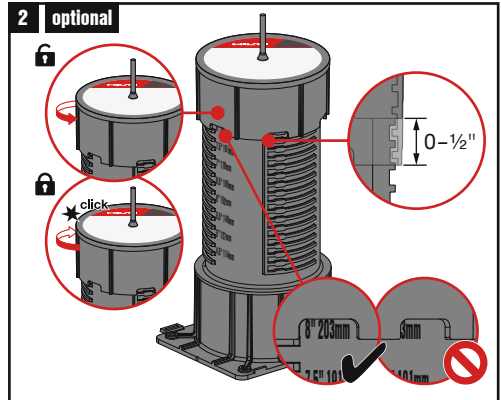
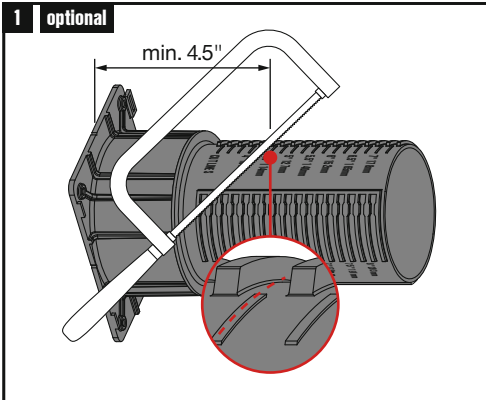
### 2 Other information

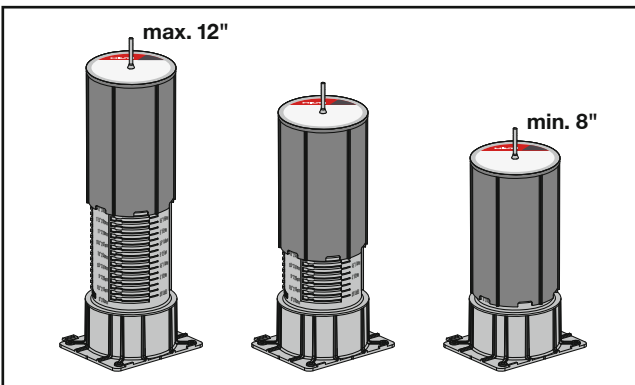
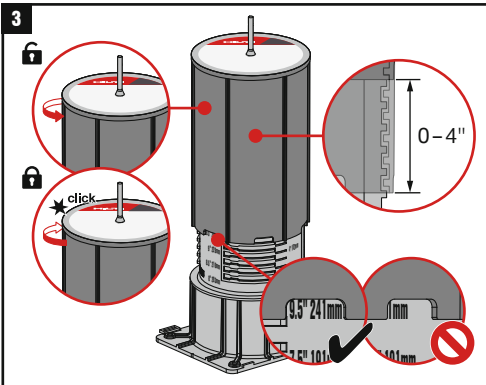
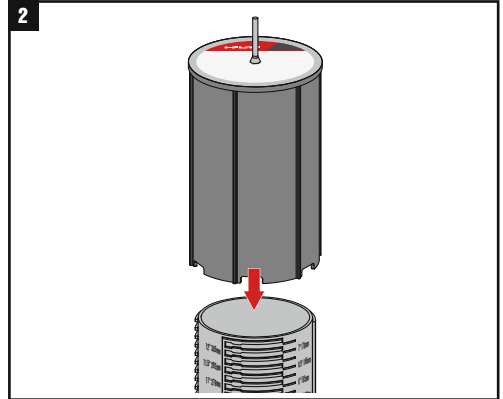
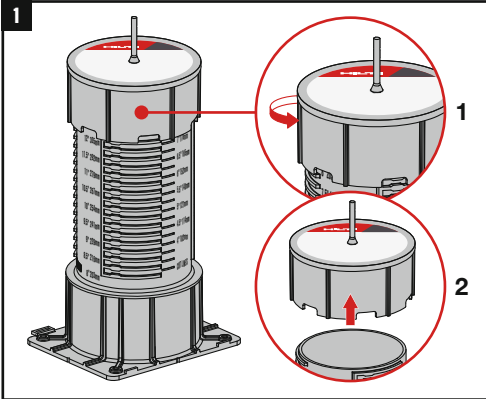
A Safety Data Sheet is not required due to the classification of these products as "articles" according to Regulation (EC) No. 1907/2006 of 18 December 2006 (EU) / 29CFR 1910.1200 (U.S.A.). Consequently, these products are exempted from CLP / OSHA Labeling and SDS requirements.

These data are based on our present knowledge. However, they shall not constitute a guarantee for any specific product features and shall not establish a legally valid contractual relationship.

##### Informing department:

[chemicals.hse@hilti.com](mailto:chemicals.hse@hilti.com)







# GREEN BUILDING MATERIALS

## Certification Form

Product	MRc2 Environmental Product Declaration (EPD)		MRc3 Sourcing of Raw Materials				MRc4 Material Ingredients						Required for Interior Products - All Divs				
	EPD	b) 3rd Party Life Cycle Assessment (LCA)	Does the product's manufacturer have a corporate sustainability report?	a) Take-back Program	City/State or Country of Manufacture	Extraction, manufacture, and purchase locations all within 100 miles?	a) Manufacturer Inventory	b) Health Product Declaration	c) Cradle to Cradle Certificate	d) GreenScreen Assessment	e) REACH Optimization	f) Declare Label	Adhesive / Sealant	VOC Product Type	Provide VOC Content (grams/Liter)	General Emissions Evaluation Available?	TVOC Range
CFS-D 1" Cable Disc	No	No	<a href="#">Yes</a>	No	ON Canada	No	No	No	No	No	No	No	X	Other Architectural Sealants	2	<a href="#">Yes</a>	<0.5 mg/m <sup>3</sup>
FS-One MAX	No	Yes	<a href="#">Yes</a>	No	Texas	No	No	No	<a href="#">Yes</a>	No	No	No	X	Other Architectural Sealants	9	<a href="#">Yes</a>	<0.5 mg/m <sup>3</sup>
CP 606	No	Yes	<a href="#">Yes</a>	No	Germany	No	No	No	No	No	No	No	X	Other Architectural Sealants	71	<a href="#">Yes</a>	<0.5 mg/m <sup>3</sup>
CP 605	No	No	<a href="#">Yes</a>	No	Germany	No	No	No	No	No	No	No	X	Other Architectural Sealants	36	<a href="#">Yes</a>	<0.5 mg/m <sup>3</sup>
CFS-SP WB (US)	No	Yes	<a href="#">Yes</a>	No	Florida	No	No	No	No	No	No	No	X	Other Architectural Sealants	34	Yes	0.5 - 5 mg/m <sup>3</sup>
CFS-SP WB (EU)	No	No	<a href="#">Yes</a>	No	Germany	No	No	No	No	No	No	No	X	Other Architectural Sealants	34	Yes	<0.5 mg/m <sup>3</sup>
CFS-SP SIL	No	No	<a href="#">Yes</a>	No	Germany	No	No	No	No	No	No	No	X	Other Architectural Sealants	72	<a href="#">Yes</a>	0.5 - 5 mg/m <sup>3</sup>
CFS-S SIL GG	No	No	<a href="#">Yes</a>	No	ON Canada	No	No	No	No	No	No	No	X	Other Architectural Sealants	48	<a href="#">Yes</a>	<0.5 mg/m <sup>3</sup>
CFS-S SIL SL	No	No	<a href="#">Yes</a>	No	ON Canada	No	No	No	No	No	No	No	X	Other Architectural Sealants	50	<a href="#">Yes</a>	<0.5 mg/m <sup>3</sup>
CP 617	No	No	<a href="#">Yes</a>	No	ON Canada	No	No	No	No	No	No	No	X	Other Architectural Sealants	2	<a href="#">Yes</a>	<0.5 mg/m <sup>3</sup>
CP 618	No	No	<a href="#">Yes</a>	No	ON Canada	No	No	No	No	No	No	No	X	Other Architectural Sealants	5	<a href="#">Yes</a>	<0.5 mg/m <sup>3</sup>
CP 619T	No	No	<a href="#">Yes</a>	No	ON Canada	No	No	No	No	No	No	No	X	Other Architectural Sealants	2	<a href="#">Yes</a>	<0.5 mg/m <sup>3</sup>
CFS-COS	No	No	<a href="#">Yes</a>	No	Texas	No	No	No	No	No	No	No	X	Other Architectural Sealants	1	<a href="#">No</a>	UNK
CP 675T	No	No	<a href="#">Yes</a>	No	Hungary	No	No	No	No	No	No	No	X	Other Architectural Sealants	1.9	<a href="#">Yes</a>	<0.5 mg/m <sup>3</sup>
CP 680-P/M	<a href="#">Yes</a>	No	<a href="#">Yes</a>	No	Minneapolis, MN	No	No	No	<a href="#">Yes</a>	No	No	No	X	Other Architectural Sealants	1.4	<a href="#">Yes</a>	<0.5 mg/m <sup>3</sup>
CP 681 Tub Box	No	No	<a href="#">Yes</a>	No	Malaysia	No	No	No	No	No	No	No	X	Other Architectural Sealants	1.4	<a href="#">No</a>	UNK



# GREEN BUILDING MATERIALS

## Certification Form

Product	MRc2 Environmental Product Declaration (EPD)		MRc3 Sourcing of Raw Materials				MRc4 Material Ingredients						Required for Interior Products - All Divs				
	EPD	b) 3rd Party Life Cycle Assessment (LCA)	Does the product's manufacturer have a corporate sustainability report?	a) Take-back Program	City/State or Country of Manufacture	Extraction, manufacture, and purchase locations all within 100 miles?	a) Manufacturer Inventory	b) Health Product Declaration	c) Cradle to Cradle Certificate	d) GreenScreen Assessment	e) REACH Optimization	f) Declare Label	Adhesive / Sealant	VOC Product Type	Provide VOC Content (grams/Liter)	General Emissions Evaluation Available?	TVOC Range
CFS-CID 8"/10"	No	No	<a href="#">Yes</a>	No	Minnesota	No	No	No	Yes	No	No	No	X	Other Architectural Sealants	5	<a href="#">Yes</a>	<0.5 mg/m³
CFS-CID MD	No	Yes	<a href="#">Yes</a>	No	Minnesota	No	No	No	No	No	No	No	X	Other Architectural Sealants	0-17	<a href="#">Yes</a>	<0.5 mg/m³
CFS-TTS	No	No	<a href="#">Yes</a>	No	Germany	No	No	No	No	No	No	No	X	Other Architectural Sealants	22	<a href="#">Yes</a>	<0.5 mg/m³
CS-TTS SA	No	No	<a href="#">Yes</a>	No	Germany	No	No	No	No	No	No	No	X	Other Architectural Sealants	24	<a href="#">Yes</a>	<0.5 mg/m³
CFS-TTS MD	No	No	<a href="#">Yes</a>	No	Germany	No	No	No	No	No	No	No	X	Other Architectural Sealants	2	<a href="#">Yes</a>	<0.5 mg/m³
CFS-TTS MD P	No	No	<a href="#">Yes</a>	No	North Carolina	No	No	No	No	No	No	No	X	Other Architectural Sealants	0	<a href="#">Yes</a>	<0.5 mg/m³
CFS-TTS MD C	No	No	<a href="#">Yes</a>	No	North Carolina	No	No	No	No	No	No	No	X	Other Architectural Sealants	0	<a href="#">Yes</a>	<0.5 mg/m³
CFS-EOS QS	No	No	<a href="#">Yes</a>	No	Germany	No	No	No	No	No	No	No	X	Other Architectural Sealants	2	<a href="#">Yes</a>	<0.5 mg/m³
CFS-BL Fire Blocks	<a href="#">Yes</a>	No	<a href="#">Yes</a>	No	Germany	No	No	No	<a href="#">Yes</a>	No	No	No	X	Other Architectural Sealants	5	<a href="#">Yes</a>	0.5 - 5 mg/m³
CFS-PL Firestop Plugs	<a href="#">Yes</a>	No	<a href="#">Yes</a>	No	Germany	No	No	No	<a href="#">Yes</a>	No	No	No	X	Other Architectural Sealants	4.9	<a href="#">Yes</a>	0.5 - 5 mg/m³
CP 506	No	No	<a href="#">Yes</a>	No	Germany	No	No	No	No	No	No	No	X	Other Architectural Sealants	57	<a href="#">Yes</a>	<0.5 mg/m³
CS-S SA Light	No	No	<a href="#">Yes</a>	No	Mineral Wells, TX	No	No	No	No	No	No	No	X	Other Architectural Sealants	19	<a href="#">Yes</a>	<0.5 mg/m³
CP 572	No	No	<a href="#">Yes</a>	No	Germany	No	No	No	No	No	No	No	X	Other Architectural Sealants	91	<a href="#">Yes</a>	<0.5 mg/m³
CS-SL SA	No	No	<a href="#">Yes</a>	No	Minneapolis, MN	No	No	No	No	No	No	No	X	Other Architectural Sealants	11	No	UNK
CFS-MSL Modular sleeves	No	No	<a href="#">Yes</a>	No	Arlington, TX	No	No	No	No	No	No	No	X	Other Architectural Sealants	16	<a href="#">Yes</a>	<0.5 mg/m³
CP 653	<a href="#">Yes</a>	Yes	<a href="#">Yes</a>	No	Minneapolis, MN	No	No	<a href="#">Yes</a>	Yes	No	No	No	X	Other Architectural Sealants	18	<a href="#">Yes</a>	<0.5 mg/m³



# GREEN BUILDING MATERIALS

## Certification Form

Product	MRc2 Environmental Product Declaration (EPD)		MRc3 Sourcing of Raw Materials				MRc4 Material Ingredients						Required for Interior Products - All Divs				
	EPD	b) 3rd Party Life Cycle Assessment (LCA)	Does the product's manufacturer have a corporate sustainability report?	a) Take-back Program	City/State or Country of Manufacture	Extraction, manufacture, and purchase locations all within 100 miles?	a) Manufacturer Inventory	b) Health Product Declaration	c) Cradle to Cradle Certificate	d) GreenScreen Assessment	e) REACH Optimization	f) Declare Label	Adhesive / Sealant	VOC Product Type	Provide VOC Content (grams/Liter)	General Emissions Evaluation Available?	TVOC Range
CFS-SL GA L	<a href="#">Yes</a>	No	<a href="#">Yes</a>	No	Malaysia	No	No	<a href="#">Yes</a>	Yes	No	No	No	X	Other Architectural Sealants	18	<a href="#">Yes</a>	<0.5 mg/m <sup>3</sup>
CFS-SL SK Sleeve Kit	No	No	<a href="#">Yes</a>	No	Minneapolis, MN	No	No	No	No	No	No	No	X	Other Architectural Sealants	4.9	No	UNK
CFS-SL RK Retrofit Kit	No	No	<a href="#">Yes</a>	No	Minneapolis, MN	No	No	No	No	No	No	No	X	Other Architectural Sealants	0.1	No	UNK
CFS-CC	No	No	<a href="#">Yes</a>	No	Minneapolis, MN	No	No	No	No	No	No	No	X	Other Architectural Sealants	5.4	<a href="#">Yes</a>	<0.5 mg/m <sup>3</sup>
CP 637	No	No	<a href="#">Yes</a>	No	UK	No	No	No	No	No	No	No	X	Other Architectural Sealants	0	<a href="#">Yes</a>	<0.5 mg/m <sup>3</sup>
CP 620	No	No	<a href="#">Yes</a>	No	Germany	No	No	No	No	No	No	No	X	Other Architectural Sealants	1.3	<a href="#">Yes</a>	<0.5 mg/m <sup>3</sup>
CFS-T Cable Transit	No	No	<a href="#">Yes</a>	No	Austria and Turkey	No	No	Yes	No	No	No	No	X	Other Architectural Sealants	N/A	No	UNK
CP 643N	No	No	<a href="#">Yes</a>	No	Germany	No	No	No	No	No	No	No	X	Other Architectural Sealants	7.6	<a href="#">Yes</a>	UNK
CP 644	No	No	<a href="#">Yes</a>	No	Germany	No	No	No	No	No	No	No	X	Other Architectural Sealants	7.6	No	UNK
CP 648-S	No	No	<a href="#">Yes</a>	No	Germany	No	No	No	No	No	No	No	X	Other Architectural Sealants	3.1	<a href="#">Yes</a>	<0.5 mg/m <sup>3</sup>
CP 648-E	No	No	<a href="#">Yes</a>	No	Germany	No	No	No	No	No	No	No	X	Other Architectural Sealants	3.1	<a href="#">Yes</a>	<0.5 mg/m <sup>3</sup>
CP 767	No	No	<a href="#">Yes</a>	No	New Jersey	No	No	No	No	No	No	No	X	Other Architectural Sealants	0	<a href="#">Yes</a>	<0.5 mg/m <sup>3</sup>
CP 777	No	No	<a href="#">Yes</a>	No	New Jersey	No	No	No	No	No	No	No	X	Other Architectural Sealants	0	<a href="#">Yes</a>	<0.5 mg/m <sup>3</sup>
CFS-SP Mineral Wool	Yes	No	<a href="#">Yes</a>	No	Indiana	No	No	Yes	Yes	No	No	No	X	Other Architectural Sealants	0	<a href="#">No</a>	UNK
Fire Finish CFP-SP WB FF 120+	<a href="#">Yes</a>	No	<a href="#">Yes</a>	No	Germany	No	No	No	No	No	No	No	X	Other Architectural Sealants	0	<a href="#">Yes</a>	<0.5 mg/m <sup>3</sup>
CFP-SP AWHB	No	No	<a href="#">Yes</a>	No	Germany	No	No	No	No	No	No	No	X	Other Architectural Sealants	122	<a href="#">Yes</a>	<0.5 mg/m <sup>3</sup>



# GREEN BUILDING MATERIALS

## Certification Form

Product	MRc2 Environmental Product Declaration (EPD)		MRc3 Sourcing of Raw Materials				MRc4 Material Ingredients						Required for Interior Products - All Divs				
	EPD	b) 3rd Party Life Cycle Assessment (LCA)	Does the product's manufacturer have a corporate sustainability report?	a) Take-back Program	City/State or Country of Manufacture	Extraction, manufacture, and purchase locations all within 100 miles?	a) Manufacturer Inventory	b) Health Product Declaration	c) Cradle to Cradle Certificate	d) GreenScreen Assessment	e) REACH Optimization	f) Declare Label	Adhesive / Sealant	VOC Product Type	Provide VOC Content (grams/Liter)	General Emissions Evaluation Available?	TVOC Range
CFS-DID	No	No	<a href="#">Yes</a>	No	Minneapolis, MN	No	No	No	No	No	No	No	X	Other Architectural Sealants	0.19	No	<0.5 mg/m <sup>3</sup>
CFS-SL GP Gang Plate	No	No	<a href="#">Yes</a>	No	Minneapolis, MN	No	No	No	No	No	No	No	X	Other Architectural Sealants	1.0 Seal, 5.2 intumescent	No	UNK
Firestop Box Insert	No	No	<a href="#">Yes</a>	No	Houston, TX	No	No	No	No	No	No	No	X	Other Architectural Sealants	1.9	No	UNK
CP 660	No	No	<a href="#">Yes</a>	No	Germany	No	No	No	No	No	No	No	X	All Other Adhesives	26	<a href="#">Yes</a>	<0.5 mg/m <sup>3</sup>
CFS-BTS	No	No	<a href="#">Yes</a>	No	Belgium	No	No	No	No	No	No	No	No	All Other Sealants	1	<a href="#">Yes</a>	<0.5 mg/m <sup>3</sup>
CFS-CID U	No	No	<a href="#">Yes</a>	No	Mexico	No	No	No	No	No	No	No	No	All Other Sealants	3	Yes	<0.5 mg/m <sup>3</sup>
CFP-ES Endo-Shield	No	No	<a href="#">Yes</a>	No	New York, NY	No	No	No	No	No	No	No	X	Other Architectural Sealants	1	Yes	<0.5 mg/m <sup>3</sup>
HIT- RE-500 V3	No	No	<a href="#">Yes</a>	No	Germany	No	No	No	No	No	No	No	X	All Other Adhesives	5	<a href="#">Yes</a>	<0.5 mg/m <sup>3</sup>
HIT-HY 200R V3	<a href="#">Yes</a>	No	<a href="#">Yes</a>	No	Germany	No	No	No	No	No	No	No	X	Other Architectural Sealants	UNK	<a href="#">Yes</a>	<0.5 mg/m <sup>3</sup>
HIT-HY 200A V3	No	No	<a href="#">Yes</a>	No	Germany	No	No	No	No	No	No	No	X	Other Architectural Sealants	UNK	Yes	<0.5 mg/m <sup>3</sup>
HIT-HY 270	<a href="#">Yes</a>	No	<a href="#">Yes</a>	No	Germany	No	No	No	No	No	No	No	X	All Other Adhesives	34	Yes	<0.5 mg/m <sup>3</sup>
HIT-HY 100	No	No	<a href="#">Yes</a>	No	Germany	No	No	No	No	No	No	No	X	All Other Adhesives	6	<a href="#">Yes</a>	<0.5 mg/m <sup>3</sup>
HIT-ICE	No	No	<a href="#">Yes</a>	No	Germany	No	No	No	No	No	No	No	X	Other Architectural Sealants	UNK	<a href="#">Yes</a>	<0.5 mg/m <sup>3</sup>
FP 700	No	No	<a href="#">Yes</a>	No	Germany	No	No	No	No	No	No	No	X	Other Architectural Sealants	UNK	Yes	<0.5 mg/m <sup>3</sup>





88 Empire Drive • St. Paul, Minnesota • 55103  
(651) 642-1150 • fax (651) 642-1239

## **VOC Content Test Certificate**

March 17, 2023

Supplier: Hilti Entwicklungsgesellschaft mbH  
BU Chemicals  
Hiltistrasse 6  
86916 Kaufering  
GERMANY

Sample Description: CFS-CID U (Inlay Material)

Date Tested: February 09, 2023

Test Method: SCAQMD method 304-91 "Determination of Volatile Organic Compounds (VOC) in Various Materials" as referenced by South Coast Air Quality Management District (SCAQMD) Rule 1168. The values also comply with the requirements of EPA test method #24.

Test Data:

Specification	Product
<b>LEED 4.1</b> Low-Emitting Materials – Adhesives and Sealants	<b>CFS-CID U (Inlay Material)</b>
<b>Green Building Council of Australia</b> Green Star Office Design 3.0, IEQ-13 Green Star Office Design 2.0, IEQ-13 Green Star Office Interiors 1.1, IEQ-11	
<b>Architectural Sealants</b> <b>VOC Limit: 250 g/L</b>	<b>Product contains: 3 g/L of VOC</b>

---

Tom Barrett  
*Vice President/Strategic Analytical Services*



## Testing Load Capacity CFS-CID U

02.04.2024

The U.S. Department of Labor Occupational Safety & Health Administration (OSHA) addresses the safety and health of America's workers by setting and enforcing standards, providing training, outreach, and education, establishing partnerships, and encouraging continual improvement in workplace safety and health.



Part 1926 sets the standard for "Safety and Health Regulations for Construction" and 1926 Subpart M specifies the details for "Fall protection".

1926.500 - *Scope, application, and definitions applicable to this subpart*

1926.501 - *Duty to have fall protection*

1926.502 - *Fall protection systems criteria and practices*

The target is defined as: *"Each employee on walking/working surfaces shall be protected from falling through holes (including skylights) more than 6 feet (1.8 m) above lower levels, by personal fall arrest systems, covers, or guardrail systems erected around such holes."* [1926.501(b)(4)(i)]

General definition for a hole that requires safety protection: *"Hole means a gap or void 2 inches or more in its least dimension, in a floor, roof, or other walking/working surface."* [1926.500(b)]

Above mentioned "covers" are defined as the following: [1926.502(i)]:

*"Covers for holes in floors, roofs, and other walking/working surfaces shall meet the following requirements:*

*(1) Covers located in roadways and vehicular aisles shall be capable of supporting, without failure, at least twice the maximum axle load of the largest vehicle expected to cross over the cover.*

*(2) All other covers shall be capable of supporting, without failure, at least twice the weight of employees, equipment, and materials that may be imposed on the cover at any one time.*

*(3) All covers shall be secured when installed so as to prevent accidental displacement by the wind, equipment, or employees.*

*(4) All covers shall be color coded or they shall be marked with the word "HOLE" or "COVER" to provide warning of the hazard.*

*Note: This provision does not apply to cast iron manhole covers or steel grates used on streets or roadways.*

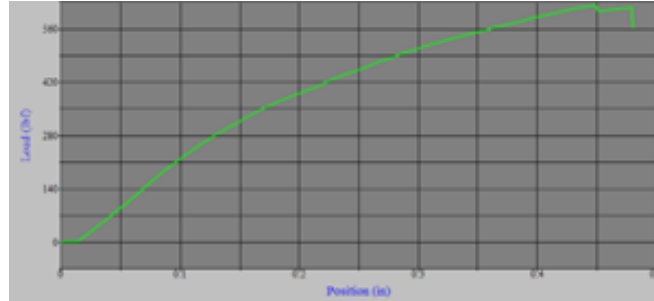
As guidance Hilti internally conducted load bearing capacity tests on the Hilti CFS-CID U Cast-in Firestop devices to prove compliance with the above mentioned safety standards.

Devices were tested for load bearing capacity on a tensile testing machine. Force was applied using a 1.69 in2 steel rod to simulate concentrated loading.



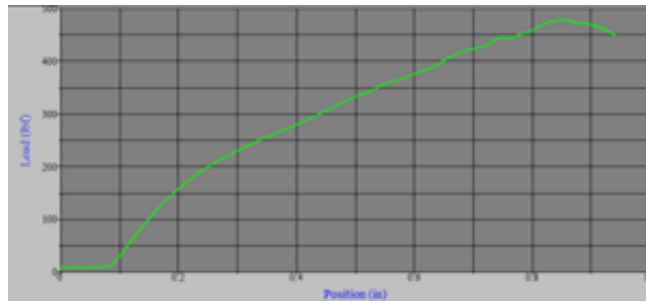
### Results:

#### CFS-CID U 2" & CFS-CID U 2" CA



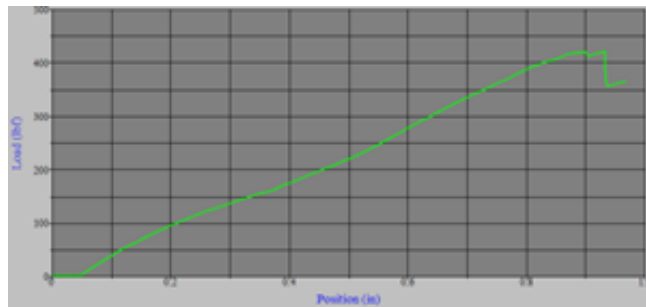
**Max. load: 620 lbs**

#### CFS-CID U 3"



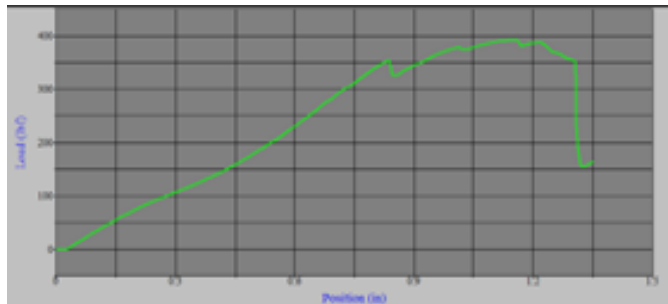
**Max. load: 475lbs**

#### CFS-CID U 4"



**Max. load: 420lbs**

#### CFS-CID U 6"



**Max. load: 350lbs**

The results demonstrate that a sufficient load bearing capacity is guaranteed. In cases of loads exerted by a larger area than 1.69 in sq. in. (1.69 sq. in. symbolizes ladder base; larger examples could be shoe, wheel, etc.) the overall load bearing capacity is increased.

# CERTIFICATE OF COMPLIANCE

**Certificate Number** R15431  
**Report Reference** R15431-20230828  
**Date** 2023-August-29

**Issued to:** HILTI CONSTRUCTION CHEMICALS, DIV OF HILTI INC  
7250 Dallas Pky, Legacy Tower Suite 1000  
Plano TX, 75024 US

**This is to certify that  
representative samples of** FIRESTOP DEVICES  
See Addendum Page for Product Designation(s).

Have been evaluated by UL in accordance with the  
Standard(s) indicated on this Certificate.

**Standard(s) for Safety:** ANSI/UL 1479, Fire Tests of Penetration Firestops  
CAN/ULC S115, Standard Method of Fire Tests of Firestop  
Systems

**Additional Information:** See the UL Online Certifications Directory at  
<https://iq.ulprospector.com> for additional information

This Certificate of Compliance indicates that representative samples of the product described in the certification report have met the requirements for UL certification. It does not provide authorization to apply the UL Mark. Only the Authorization Page that references the Follow-Up Services Procedure for ongoing surveillance provides authorization to apply the UL Mark.

Only those products bearing the UL Mark should be considered as being UL Certified and covered under UL's Follow-Up Services.

Look for the UL Certification Mark on the product.

  
Deborah Jennings-Conner, VP Regulatory Services  
UL LLC



Any information and documentation involving UL Mark services are provided on behalf of UL LLC (UL) or any authorized licensee of UL. For questions, please contact a local UL Customer Service Representative at <http://ul.com/aboutul/locations/>



# CERTIFICATE OF COMPLIANCE

<b>Certificate Number</b>	R15431
<b>Report Reference</b>	R15431-20230828
<b>Date</b>	2023-August-29

This is to certify that representative samples of the product as specified on this certificate were tested according to the current UL requirements

Firestop devices for use in specific through-penetration firestop systems. The various suffixes for the designations of the firestop devices indicate the maximum nominal outside diameter of the penetrant for which the device is intended.

Models:

CFS-CID U-2", 2"CA, 3", 4", and 6" Firestop Device



*Deborah Jennings-Conner*  
Deborah Jennings-Conner, VP Regulatory Services

UL LLC

Any information and documentation involving UL Mark services are provided on behalf of UL LLC (UL) or any authorized licensee of UL. For questions, please contact a local UL Customer Service Representative at <http://ul.com/aboutul/locations/>